

Voluntary National Review
- Civil Society Report 2020



**THE THIRD PROGRESS
REPORT ON
IMPLEMENTATION OF
SDGS IN KENYA**





CONTENTS

<i>CSOs' contribution to Goal 1</i>	20
<i>Successes</i>	24
<i>Challenges</i>	25
<i>Gaps</i>	25
<i>Leave no one behind</i>	25
<i>SDG interlinkages</i>	25
<i>Alignment to national policies</i>	25
<i>Plans for 2020</i>	26
<i>Recommendations</i>	26
<i>CSOs' contribution to Goal 2</i>	28
<i>Successes</i>	29
<i>Challenges</i>	29
<i>Gaps</i>	29
<i>Leave no one behind</i>	29
<i>SDG interlinkages</i>	29
<i>Alignment to national policies</i>	30
<i>Plans for 2020</i>	30
<i>Recommendations</i>	30
<i>CSOs' contribution to Goal 3</i>	32
<i>Successes</i>	35
<i>Challenges</i>	36
<i>Gaps</i>	36
<i>Leave no one behind</i>	36
<i>SDG interlinkages</i>	36
<i>Alignment to national policies</i>	37
<i>Plans for 2020</i>	37
<i>Recommendations</i>	37

<i>CSOs' contribution to Goal 4</i>	39
<i>Successes</i>	42
<i>Challenges</i>	43
<i>Gaps</i>	44
<i>Leave no one behind</i>	44
<i>SDG interlinkages</i>	44
<i>Alignment to national policies</i>	44
<i>Plans for 2020</i>	44
<i>Recommendations</i>	45
<i>CSOs' contribution to Goal 5</i>	47
<i>Successes</i>	52
<i>Challenges</i>	53
<i>Gaps</i>	53
<i>Leave no one behind</i>	54
<i>SDG interlinkages</i>	54
<i>Alignment to national policies</i>	54
<i>Plans for 2020</i>	54
<i>Recommendations</i>	55
<i>CSOs' contribution to Goal 6</i>	57
<i>Successes</i>	59
<i>Challenges</i>	60
<i>Gaps</i>	60
<i>Leave no one behind</i>	61
<i>SDG interlinkages</i>	61
<i>Alignment to national policies</i>	61
<i>Plans for 2020</i>	61
<i>Recommendations</i>	61
<i>CSOs' contribution to Goal 7</i>	63
<i>Successes</i>	63
<i>Challenges</i>	63
<i>Gaps</i>	63
<i>Leave no one behind</i>	63
<i>SDG interlinkages</i>	63
<i>Alignment to national policies</i>	63
<i>Plans for 2020</i>	64
<i>Recommendations</i>	64

<i>CSOs' contribution to Goal 8</i>	66
<i>Successes</i>	68
<i>Challenges</i>	68
<i>Gaps</i>	68
<i>Leave no one behind</i>	68
<i>SDG interlinkages</i>	68
<i>Alignment to national policies</i>	69
<i>Plans for 2020</i>	69
<i>Recommendations</i>	69
<i>CSOs' contribution to Goal 10</i>	71
<i>Successes</i>	72
<i>Challenges</i>	72
<i>Gaps</i>	73
<i>Leave no one behind</i>	73
<i>SDG interlinkages</i>	73
<i>Alignment to national policies</i>	73
<i>Plans for 2020</i>	73
<i>Recommendations</i>	74
<i>CSOs' contribution to Goal 11</i>	76
<i>Successes</i>	77
<i>Challenges</i>	77
<i>Gaps</i>	77
<i>Leave no one behind</i>	78
<i>SDG interlinkages</i>	78
<i>Alignment to national policies</i>	78
<i>Plans for 2020</i>	78
<i>Recommendations</i>	78
<i>CSOs' contribution to Goal 12</i>	80
<i>Successes</i>	80
<i>Challenges</i>	80
<i>Gaps</i>	81
<i>Leave no one behind</i>	81
<i>SDG interlinkages</i>	81
<i>Alignment to national policies</i>	81
<i>Plans for 2020</i>	81
<i>Recommendations</i>	82

<i>CSOs' contribution to Goal 13</i>	84
<i>Successes</i>	86
<i>Challenges</i>	87
<i>Gaps</i>	87
<i>Leave no one behind</i>	87
<i>SDG interlinkages</i>	87
<i>Alignment to national policies</i>	87
<i>Plans for 2020</i>	87
<i>Recommendations</i>	88
<i>CSOs' contribution to Goal 14</i>	90
<i>Successes</i>	90
<i>Challenges</i>	90
<i>Gaps</i>	90
<i>Leave no one behind</i>	90
<i>SDG interlinkages</i>	90
<i>Alignment to national policies</i>	91
<i>Recommendations</i>	91
<i>CSOs' contribution to Goal 15</i>	92
<i>Successes</i>	93
<i>Challenges</i>	94
<i>Gaps</i>	94
<i>Leave no one behind</i>	95
<i>SDG interlinkages</i>	95
<i>Alignment to national policies</i>	95
<i>Plans for 2020</i>	95
<i>Recommendations</i>	95
<i>CSOs' contribution to Goal 16</i>	97
<i>Successes</i>	101
<i>Challenges</i>	101
<i>Gaps</i>	102
<i>Leave no one behind</i>	102
<i>SDG interlinkages</i>	102
<i>Alignment to national policies</i>	102
<i>Plans for 2020</i>	102
<i>Recommendations</i>	103

<i>CSOs' contribution to Goal 17</i>	105
<i>Successes</i>	106
<i>Challenges</i>	109
<i>Gaps</i>	110
<i>Leave no one behind</i>	110
<i>SDG interlinkages</i>	110
<i>Alignment to national policies</i>	110
<i>Plans for 2020</i>	110
<i>Recommendations</i>	111



ACRONYMS

AGTSD	Action Green for Trade and Sustainable Development
ATI	Access to information
CBO	Community based organisation
CREAW	Centre for Rights Education and Awareness
CRR	Centre for Reproductive Rights
CSO	Civil Society Organisations
DI	Development Initiatives
FIDA	Federation of Women Lawyers
GDP	Gross domestic product
GoK	Government of Kenya
GPSDD	Global Partnership for Sustainable Development Data
IILA	International Institute for Legislative Affairs
KES	Kenyan shillings
NTA	National Taxpayers Association
OI	Open Institute
PWDs	Persons with disabilities
SDGs	Sustainable Development Goals
VAU	Village administration units
VNR	Voluntary National Review
WASH	Water, sanitation and hygiene

LIST OF FIGURES

FIGURE 1:	Where CSOs reporting for this 2020 VNR work
FIGURE 2:	Goals which CSOs work
FIGURE 3:	Chart outlining interlinkages between SDGs
FIGURE 4:	Required support areas for CSOs
FIGURE 5:	Trends in Kenya's Human Development Index, 1990 to 2018
FIGURE 6:	A comparison of the performance of students participating in the Macheo Programme with the national average performance in KCSE
FIGURE 7:	Trends in economic growth rate in Kenya, 2012 to 2018
FIGURE 8:	ILEPA's beekeeping and honey production project

LIST OF TABLES

TABLE 1:	SDG Targets which have been reported in the 2020 CSO VNR
TABLE 2:	Summary of key issues and next steps in the previous CSO VNRs

LIST OF CASE STUDIES

CASE STUDY 1:	International Institute for Legislative Affairs' advocacy on tobacco taxation
CASE STUDY 2:	LVCT Health's achievements in 2019
CASE STUDY 3:	VSO Kenya's project on enhancing access to quality education and lifelong learning for children and adolescents with disabilities
CASE STUDY 4:	Strathmore University's Macheo Programme
CASE STUDY 5:	Plan International's enhanced governance programme
CASE STUDY 6:	Women Empowerment Link's gender champions training
CASE STUDY 7:	Oxfam's gender responsive budgeting for government and citizens
CASE STUDY 8:	Outcomes of a study conducted by KWAHO and Simavi
CASE STUDY 9:	Polycom Development's Urban Thinkers Campus event in Kisumu
CASE STUDY 10:	Hivos' promotion of access to public contracting information by the Government of Makueni County in partnership with Development Gateway and Hivos.
CASE STUDY 11:	Oxfam's domestic revenue mobilization project
CASE STUDY 12:	Stockholm Environment Institute's contribution to SDG implementation in Kenya
CASE STUDY 13:	GPSDD's use of mobile data for social impact and SDG monitoring in Kenya project

FORWARD

The 2030 agenda for Sustainable Development (SDGs) adopted in 2015 at the United Nations embodies the development blueprint for the world. For Kenya, the SDGs Agenda is significant given the pivotal role it played during the Open Working Group that guided the transition from Millennium Development Goals (MDGs) to the adopted 2030 Agenda for Sustainable Development. Notably, there is synergy between the SDGs and Kenya's own Vision 2030 – with similar deadlines and development aspirations.

The SDGs Kenya Forum, since its adoption in 2016 March, has continued to mobilize and convene Civil Society Organizations (CSOs) for joint action towards sustainable development leaving no one behind. As current co-chair of the Interagency Technical Working Committee (chaired by the State Department of Planning, National Treasury), the highest SDGs Coordinating Organ in Kenya, the SDGs Forum continues to ensure that CSOs voices and perspectives shape the SDGs agenda in Kenya.

The 2030 Agenda has led CSOs worldwide to think business unusual to ensure the ambitious development agenda is achieved by inspiring action, as well as holding duty bearers accountable. In this regard, Kenyan CSOs under the SDGs Forum have embraced new methodologies of implementation that have resulted to partnerships and production of data that prioritizes on making citizen voices heard and count.

This second CSOs Voluntary National Review (VNR), covers the progress of Implementation of the 17 SDGs since the first VNR issued in 2017. Moreover, last year, an SDGs Progress Report was also issued; it provided an opportunity for CSOs to be better prepared for the 2020 VNR process. CSOs under the SDGs Kenya Forum continue to acquire skills to better their SDGs alignment, implementation and review. This report exhibits a deep commitment by Kenyan CSOs towards accelerating sustainable development particularly as the world ushers in the decade of action in the midst of the COVID 19 global crisis that has not hindered solidarity and commitment of CSOs to ensure citizen voices are well captured in the 2020 VNR process.

The SDGs Kenya Forum Secretariat, would like to express gratitude to all members who made submissions to this report and the goal group leads for their continued mobilization and leadership across the 17 SDGs. The secretariat also recognizes the critical role played by the Co - Chairs; AMREF Kenya, Voluntary Service Overseas (VSO) Kenya, The African Women's Development and Communication Network (FEMNET) and our fiscal sponsor Development Initiatives (DI) for the overall leadership and technical support offered. The secretariat highly appreciates support offered by BMGF and GIZ Kenya for compilation of the report and convening of members that ensured an inclusive process.

In conclusion, the Co-Chairs and the Secretariat sincerely hopes that the persistent challenges highlighted in this report will be addressed under the principle of common but differentiated responsibility by all stakeholders. Secondly, opportunities and best practices captured are key to accelerate the demands posed in line with the Decade of Action; "ensure ending inequalities and alleviating poverty in Kenya and globally by 2030".

Florence Syeruo

Country Coordinator
SDGs KENYA FORUM



ABOUT THE SDG FORUM

The SDGs Kenya Forum (the Forum) is an inclusive membership platform on the 2030 Agenda with voluntary membership. The Forum plays a structured coordination role at both national and subnational levels. The Forum also serves as a platform to bring together an array of organisations not only from local civil society organisations but also those representing the private sector, academia and international NGOs with operations in Kenya.

EXECUTIVE SUMMARY

INTRODUCTION

The Third Progress Report by Kenyan civil society organizations is informed by how Kenyan civil society see their roles in the 2030 Agenda as implementors of sustainable development, the voices of the people who are likely to be left behind and the watchdogs of office holders.

Since 2017, Civil Society Organisations (CSOs) have been submitting progress reports to inform Kenya's Voluntary National Review (VNR). It should be noted that the 2018 CSO VNR Report was not written simply because in 2017, Kenya adopted a biannual VNR reporting cycle. Hence the next CSO report was the 2019 CSO biannual status report on the progress of SDG implementation and review in Kenya.

Please note the following:

1. *The 2017 CSO VNR report was structured to report on progress made in the period ending 2016, and the 2019 CSO VNR report was a biannual report looking at progress undertaken over 2017/2018.*
2. *This 2020 CSO VNR report picks up from the 2019 status report and incorporates the progress over 2019.*
3. *Importantly, all of the three reports referenced above mirror Government-led VNR processes, with leadership from the SDGs Kenya Forum and its members, and feeding into the government-led country VNR reports and processes since 2017.*

This year (2020), Kenya will be reporting at the High-Level Political Forum under the theme 'Accelerated action and transformative pathways: Realising the decade of action and delivery for sustainable development'. To inform this, Kenyan CSOs shared their views and experiences in implementing the 2030 Agenda including successes, challenges, gaps, alignment to national policies, support needs, plans for 2020 and recommendations for accelerating the implementation the SDGs. The report also dedicates a separate section on 'leave no one behind'. Therefore, apart from informing Kenya's VNR 2020, the report provides recommendations to inform policy design and to strengthen partnerships particularly with the government and donors.

However, a number of critiques have been levelled against country VNR processes in Africa; Kenya does feature in displaying these shortcomings. The most important one is that many countries (Kenya included) failed to capture information on allocation of resources to the realization of the SDGs – as captured in Kenya's VNR Report of 2017 and the biannual report of 2017 (by either CSOs or the Government).

Despite this, political commitments by governments to the process of VNR reporting has been evident in most African countries (including Kenya). Depending on the context, they came up with models that ensured the SDG Agenda's incorporation into their national frameworks. For example, Kenya's Medium-Term Plan III (MTP III) reflects the 2030 Agenda and Agenda 2063 at the adoption phase.

What is different?

THE PROCESS

The third Progress Report is an improvement over the previous progress reports. This year, the Kenyan civil society report on all SDGs, except SDG 9. This is a great improvement from the Second Progress Report¹ and the First Progress Report² from the Kenyan CSOs where initially only 12 goals and 8 goals were reported, respectively. Another improvement is, unlike the previous reports, this year's submission from the Kenyan CSOs attempted to report by goal indicators, instead of goal targets. It is noted, however, that many organisations still struggle to report by indicators. New sections introduced in this report include areas that civil society organisations require further support and their plans for 2020 to further contribute to the implementation of the SDGs.

The report was developed through an inclusive approach and it covers all goals, except SDG 9. **Note that the report focuses MOSTLY on activities and results that (1) have been achieved by organizations that have participated in the VNR process (2) are heavily drawn from robust research that has been undertaken.** The report was consolidated from submissions by 103 CSOs, in a three-step-approach. The first step was to organise a two-day writing workshop for CSOs, drawn from the membership of the SDGs Kenya Forum (hereafter the Forum) and beyond using an online survey, to key-in their inputs. For inclusivity, this was followed by further contacting all other CSOs that could not make it to the writing workshop, but who desired to provide an input. The last step involved validating the reports (organized into the 17 goals) by contributing CSOs.

There has been an attempt to report against indicators in this VNR; and indeed, it is the best attempt so far. However, it is still an area CSOs are grappling with - to consolidate their results into outcomes and map them onto the SDGs – especially CSOs working across multiple sectors. A high number of CSOs (73%) have indicated that SDG's reporting is an area they require capacity building. Table 1 below summaries the reporting by Target and indicator.

Table 1: SDG Targets which have been reported in the 2020 CSO VNR.

GOAL	TARGET	NOTES ON INDICATOR
Goal 1	1.1, 1.2, 1.3, 1.4, 1.5, 1.a, 1.b	Tier 1: 1.1.1, 1.2.1, 1.4.1 Tier 2: 1.3.1, 1.2.2, 1.5.1, 1.a.2
Goal 2	2.3, 2.4	No indicator reporting
Goal 3	3.1, 3.3, 3.4, 3.7, 3.8, 3.a	Tier 1: 3.1.1, 3.3.1, 3.7.2, 3.a.1, 3.8.1 No indicator reporting for target 3.4
Goal 4	4.3, 4.5, 4.6, 4.a, 4.c	Tier 1: Tier 2: 4.c.1, 4.3.1, 4.a.1 Tier 1 or 2 depending on indices: 4.5.1 No indicator reporting for target 4.6
Goal 5	5.1, 5.2, 5.3, 5.4, 5.5, 5.6, 5.c	Tier 1: 5.3.1, 5.3.2, 5.5.1, 5.5.2 Tier 2: 5.1.1, 5.2.1, 5.2.2, 5.4.1, 5.6.1, 5.c.1
Goal 6	6.1, 6.2, 6.5, 6.6, 6.b	Tier 1: 6.5.1, 6.b.1, 6.6.1 Tier 2: 6.1.1, 6.2.1
Goal 7	7.1	Tier 1: 7.1.2

¹ <https://sdgkenyaforum.org/content/uploads/documents/6c1e1bb60b0902e2.pdf>

² <https://sdgkenyaforum.org/content/uploads/documents/b2171f0f31ee20e4.pdf>

Goal 8	8.3, 8.5, 8.6, 8.7, 8.8	Tier 1: 8.5.1 Tier 2: 8.8.1, 8.8.2 No indicator reporting for target 8.3, 8.6, 8.7,
Goal 10	10.2, 10.3, 10.7,	Tier 2: 10.2.1, No indicator reporting for target 10.3, 10.7,
Goal 11	11.3, 11.7, 11.a	No indicator reporting
Goal 12	12.2, 12.3	No indicator reporting
Goal 13	13.1, 13.2, 13.3, 13.b	Tier 2: 13.1.1, 13.1.3, Pending data availability review: 13.2.1 No indicator reporting for target 13.3, 13.b
Goal 14	14.1	No indicator reporting
Goal 15	15.1, 15.5, 15.7	Tier 1: 15.5.1, Tier 2: 15.7.1 No indicator reporting for target 15.1
Goal 16	16.1, 16.3, 16.4, 16.5, 16.6, 16.7, 16.9, 16.10	Tier 1: 16.10.2 Tier 2: 16.1.3, 16.3.1, 16.10.1 No indicator reporting for target 16.4, 16.5, 16.6, 16.7, 16.9,
Goal 17	17.1, 17.14, 17.16, 17.18	Tier 2: 17.14.1 17.14.1, No indicator reporting for target 17.1, 17.16, 17.18,

The classification used above is the one as of 17 April 2020 which contains 115 Tier I indicators, 95 Tier II indicators and 2 indicators that have multiple tiers. ●

Where CSOs work

In this VNR, 65% of the CSOs indicated that they are working at the national level while 35% of them are working at the county level. Figure 1 below breaks down the counties where the CSOs work. Most of the CSOs (39%) work in Nairobi County. However, only 2% of the CSOs work in Kericho and Trans Nzoia Counties.

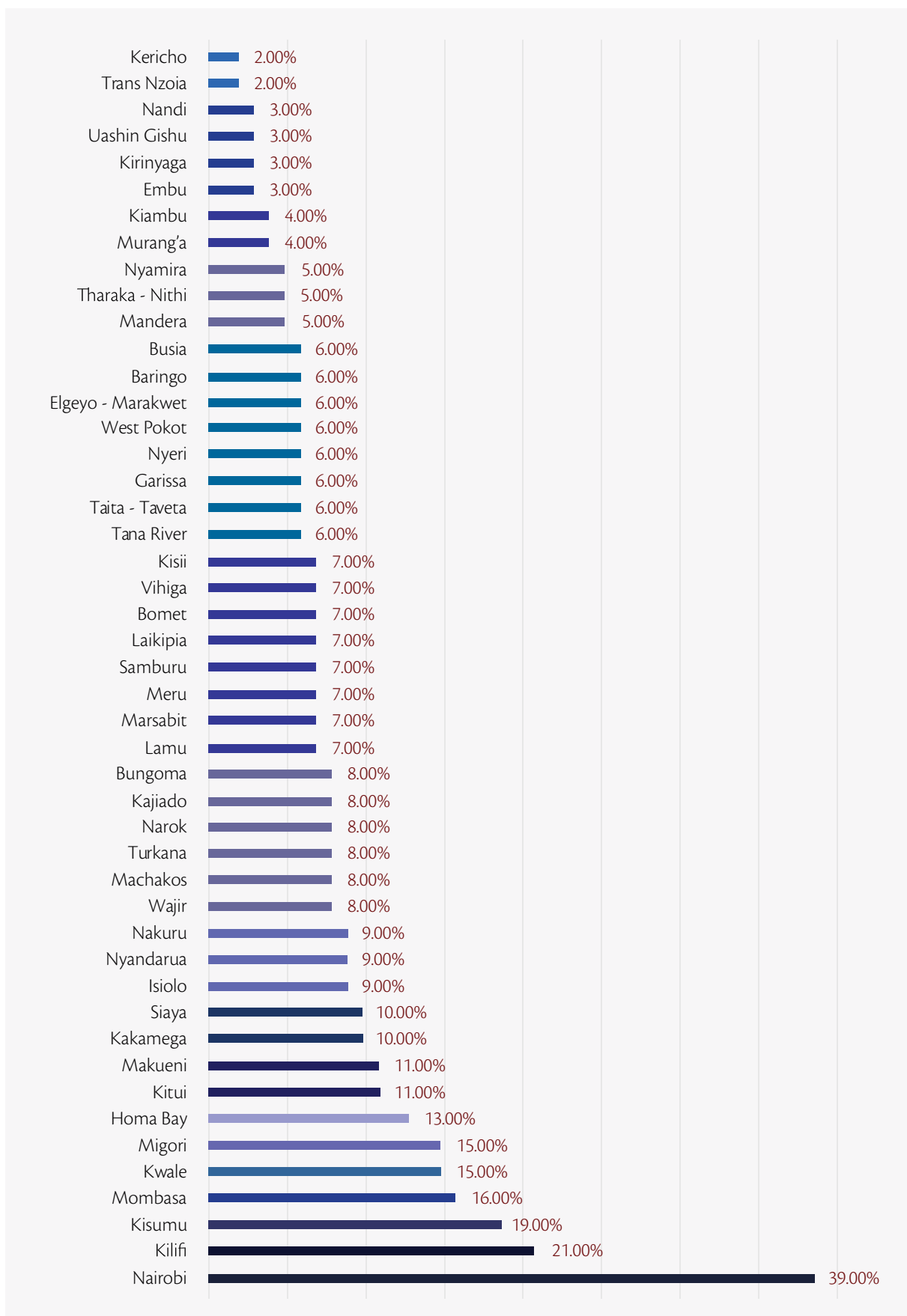


Figure 1: Where CSOs reporting for this 2020 VNR work

Source: Based on reports by contributing CSOs

For the 2020 CSO VNR, 17% of the participating organizations work on Goal 5 and only 1% work on Goal 7 and Goal 14 (Figure 2). Indeed, information on clean/renewable energy (Goal 7) and marine life (Goal 14) is very limited with the most reliable data often being provided by government ministries, agencies and departments.



Figure 2: CSO contribution to each SDG in the VNR

Source: Based on reports by contributing CSOs

Organization of the report

The report is formatted into 16 Chapters each representing the goals reported in this VNR. We have organized each chapter into the following sections for ease of reference:

1. *The CSO's contribution or results (which have been aligned to targets and indicators as best possible)*
2. *Successes*
3. *Challenges*
4. *Gaps*
5. *Leave no one behind*
6. *SDG Interlinkages*
7. *Alignment to national policies*
8. *Plans for 2020*
9. *Recommendations*

CHALLENGES IN CONSOLIDATING THIS REPORT AND THE WAY FORWARD

Some of the challenges encountered in organising this year's report include: (1) difficulty in reporting by indicators (where the indicator does not quite fit the context the CSOs wanted to report), as opposed to targets, (2) difficulty in organising submissions focused on results and impact (and not just activities) which is what many CSOs are accustomed to, (3) lack of quantitative data to accompany the qualitative results which have been achieved.

ISSUES AND PROGRESS

Countries like Ghana took to a bottom-up approach in reporting the progress with the intent of leaving no one behind, they included traditional and cultural

institutions and even children in the process of the Voluntary National Review reporting. The same aspect goes for Tanzania and Sierra Leone in preparation for their VNR report. In Kenya however, the voices of cultural and traditional institutions have not been captured in the VNR Reports through the years – both by government and CSO's.

Nevertheless, great strides have been made to meet the attainment of Goal 16 in Kenya such as modernizing the Judiciary's ICT infrastructure to enhance quality and efficiency of service delivery, increase of the number of High Court stations in the country, additional judges assigned to remote areas and progress in the prosecution of cases of sexual and gender-based violence against women and children among others. There have been also efforts by the Kenyan government to provide access to justice to those in the remote areas by assigning more judges and application of alternative dispute resolution mechanisms.

This is not without some gaps- key among them being coordination and synergies by CSOs on issues of children's rights, attacks on media houses and journalists, and inclusion of CSO's contribution to development agendas using evidence and data captured in state reports by the Kenya National Bureau of Statistics.

The table below further highlights key issues from the 2017 and 2019 CSO VNR's – highlighting what still remained to be implemented.

Table 2: Summary of key issues and next steps in the previous CSO VNRs

2017 CSO VNR	2019 CSO VNR
<p style="text-align: center;">KEY ISSUES</p> <ol style="list-style-type: none"> 1. The renegotiation of roles and relationships between national and county governments, between Government and Development Partners, members of the legislative assemblies, and between state and non-state actors. 2. Additional resources such as recruitment of agricultural extension officers, more health personnel, more teachers at all levels to ensure the teacher-pupil ratio is improved, the construction, rehabilitation, refurbishment and equipping of health and education facilities are just among the things necessary in the implementation. 3. Efforts by the Judiciary to modernize its ICT infrastructure, increasing the number of High courts in the country and assigning more judges to remote areas. 	<p style="text-align: center;">KEY ISSUES</p> <ol style="list-style-type: none"> 1. Inadequate financing for certain projects 2. Laxity in corruption and tax evasion measures 3. Inadequate knowledge on responsible consumption 4. Inadequate clarity on budgetary allocations 5. Inadequate political commitment towards gender equality 6. Insecurity for school children in certain areas
<p style="text-align: center;">NEXT STEPS</p> <ol style="list-style-type: none"> 1. Intensified awareness creation and capacity building to position county governments as SDG implementers 2. Capacity assessment of both the National and County Governments to achieve on the SDGs 3. Prepare and finalize an engagement framework between Government and Non State Actors on the SDGs. 	<p style="text-align: center;">NEXT STEPS</p> <ol style="list-style-type: none"> 1. Strengthening data collection, including data collected by CSOs and citizens. This should lead to not only recognition of their availability but also designing a mechanism to integrate such data in the official planning system. 2. CSOs creating awareness around wealth creation and financial literacy. 3. Enacting harsh penalties for tax evaders. 4. The government reducing its debt appetite. 5. Prioritizing the fight against corruption.

RECOMMENDATIONS ON CSO VNR 2020 PROCESS

To allow organisations with ample time to submit as well as validate future reports, it is recommended that CSOs report quarterly to the SDG Forum using a template that is easy to fill. To also assist contributors to report by indicators, the SDG Forum should assign monitoring and evaluation personnel to support CSOs. It is also recommended that the SDG Forum should offer capacity building/training to its constituents on SDGs implementation progress reporting – this is also captured well by CSOs.

Key messages from the Third Progress Report

LEAVE NO ONE BEHIND

While Kenya's economy is improving, as reflected in the reduction in extreme poverty and improvement in human development indicators, there are disparities among counties. In terms of poverty level, 10 counties risk being left behind including Isiolo, West Pokot, Tana River, Wajir, Marsabit, Garissa, Busia, Samburu, Mandera, and Turkana. Of these, food poverty is highest in Turkana (66.1%), Mandera (61.9%), Samburu (60.1%), Busia (59.5%), West Pokot (57.3%), Marsabit (55.6%) and Tana River (55.4%). Many of the food insecure households live in rural areas, particularly in arid and semi-arid counties in northern Kenya. Women, children, people with disabilities, older persons and the urban poor are likely to be food insecure and to be left behind due to their limited access to resources.

Key populations such as men sex workers, people who use drugs and transgender communities are being left behind in access to basic services such as health as they are criminalised, and face discrimination and stigma. In education, adolescent mothers who are not able to go back to school after giving birth and girls from communities that still practise harmful cultural practices such as child marriage and female genital mutilation are at risk of being left behind.

While efforts to ensure gender equality have moved forward, girls and women with disabilities are likely to be left behind due to discrimination, and limited access to opportunities. Casual workers/labourers are also at risk of being left behind, in part because they are not unionisable, making it difficult for them to bargain for better terms of service/employment. Indigenous and poor communities who depend on aquatic/marine and terrestrial ecosystems for their livelihoods are also at risk of being left behind as degradation of these ecosystems exposes them to the risk of falling deeper into poverty in the absence of alternative livelihoods.

GENDER ACROSS SDGS

Gender is a crosscutting issue reported under most goals. There are deliberate efforts by CSOs to reduce gender inequality through implementation of specific programmes across different SDGs. Examples of these include provision of education scholarships to young girls (SDG 4); sensitisation on menstrual hygiene management (SDG 6); mapping of multiple forms of sexual harassment in public spaces in urban areas (SDG 11); training women farmers on responsible production and marketing (SDG 12); training women on the use of sustainable cook stoves (SDG 13); and conducting social exclusion and gender analysis (SDG 16). In addition, there are efforts by CSOs to implement measures to uplift female-headed households out of poverty (SDG 1).

CSOS' CONTRIBUTIONS TOWARDS ACCELERATING THE IMPLEMENTATION OF AGENDA 2030

Kenyan CSOs contribute directly to the implementation of the SDGs. They provide direct services to vulnerable populations, support skills development through capacity building and training, and provide microfinance services for economic empowerment. CSOs also carry out policy advocacy and awareness creation to support implementation of the SDGs.

To better track implementation of the 2030 Agenda, non-state actors avail data and analytical support to subnational policymakers, other civil society organisations and the academia. Data and data analysis support include tracking the progress of people out of poverty and investment towards pro-poor sectors.

SUCCESESSES

The report finds direct implementation of programmes related to sustainable development and strong partnerships with government, as well as other CSOs as key accomplishments of Kenyan CSOs. It is reported that data and analytical support is appreciated and used by county governments. Examples of impactful collaborations between CSOs and the national and county governments include data and analytical support provided to eight government agencies to inform decision-making processes; technical support to a county government to enact a tobacco control law; support to a county government to develop a Climate Change Bill and policy; and technical support to the national government to ensure inclusive education. Other achievements by CSOs include support to vulnerable communities to access basic services and economic empowerment through measures aimed at creating self-employment opportunities.

CHALLENGES

Extreme weather events, particularly droughts that are often followed immediately by floods pose a huge

risk to achieving the 2030 Agenda. Other identified challenges in implementing SDGs include, inadequate cold and food storage facilities to reduce post-harvest losses, strong patriarchal system which slows progress on eliminating gender inequality and weak coordination among government institutions and among non-state actors in implementation of SDGs. Furthermore, limited financial support is a key challenge. Inadequate core funding hamper operational capacities and limit the scope of the programmes implemented by CSOs, as well as participation of CSOs in various levels of policy dialogues.

GAPS

Limited availability of disaggregated data and evidence to inform planning in respective goals is identified as a major gap. Inconsistencies among available datasets in different institutions, as well as limited data sharing practices of county governments are also identified as associated gaps. Limited data analysis skills among community-based organisations is another key gap cited in the report.

These can be summarized as:

1. *Issues of inadequate funding to support building programmes (like the Peace Programme within SDG 16 as just one example). This includes co-financing for community-initiated programmes which impedes implementation of social projects that help to reduce inequalities.*
2. *The issues of leave no one behind due to geography are still pertinent 7 years into devolution.*
3. *Weak environment when it comes to enforcement of legislations and policies that could address discrimination and inequality.*
4. *Unemployment and underemployment rates are increasing due to insufficient efforts from the Government and private sector to create jobs for an increasing population.*
5. *Access to knowledge and information is still limited 4 years after passage of the ATI act; making it difficult to engage on certain issues that should be addressed.*

SDGS INTERLINKAGES

The 17 Sustainable Development Goals and the associated targets are inherently interlinked. This interlinkage implies potential synergies or trade-offs, as actions taken to achieve a particular goal may be mutually reinforcing or contradictory with the realization of another goal. Understanding the interlinkages among the goals and between the targets is an important step towards ensuring integrated governance and policy coherence in the implementation of SDGs. Accordingly, in this CSO VNR, the contributing organizations reported on the SDG interlinkages. This was important in so far as it provided insights on how achieving one Target was likely to affect positively or negatively achievement of another Target. As Figure 3 below shows that Goal 5 had the most interlinkages.

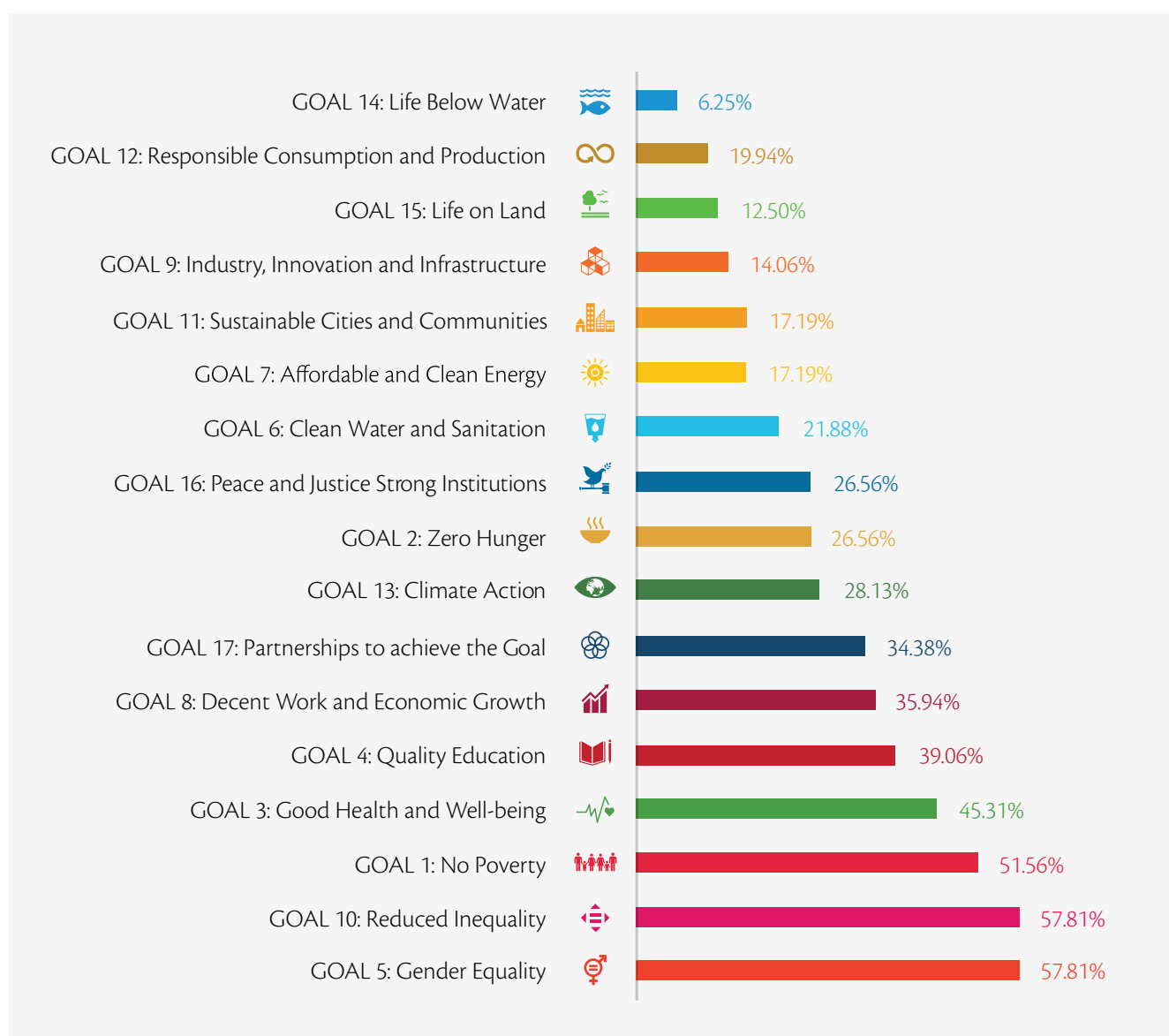


Figure 3: Chart outlining interlinkages between SDGs

Source: Based on reports by contributing CSOs

REQUIRED SUPPORT AREAS

In almost all Goals, CSOs reported that they require support to improve their participation in SDGs implementation. Financing is the main area where three quarters (75%) of CSOs require support (Figure 4). Inadequate financial resources limit the scope and reach of the programmes being implemented by CSOs to ensure achievement of various SDG Targets. Reporting on SDGs and capacity building on data collection and analysis were reported by 73% and 70% of the CSOs as areas where support is needed to accelerate implementation of SDGs. Just under two thirds (63%) of the CSOs require capacity building to carry out policy analysis and advocacy, while a third of them require capacity building to understand public finance and budgeting cycles to improve their participation in advocacy work aimed at ensuring accountability and adequate resource allocation to SDGs. Other areas where CSOs require support include capacity building to conceptualise and domesticate the leave no one behind concept and to design criteria for identifying those who are being left behind.

CSOs highlighted data gaps as a key hindrance to implementation of SDGs. This includes inconsistencies in the quality of data that is available to CSOs to conduct research, to design and implement programmes/interventions and to monitor implementation of SDGs. The common challenges include inadequate disaggregation of data, limited access to data from government institutions, and lack of up-to-date data. These challenges arise in part due to lack of a coordinated approach for collecting, updating and sharing data among CSOs and between CSOs and the government; the inability of the national statistical system to regularly collect data related to all SDGs and associated Targets; and lack of standards on data collection and adherence to data standards. Moreover, CSOs have inadequate capacity to collect and analyse data to support their contributions to implementation of SDGs. Addressing these gaps calls for strengthening the national statistical system, establishing a framework for data sharing, establishing and monitoring adherence to data quality standards at the national and subnational level.

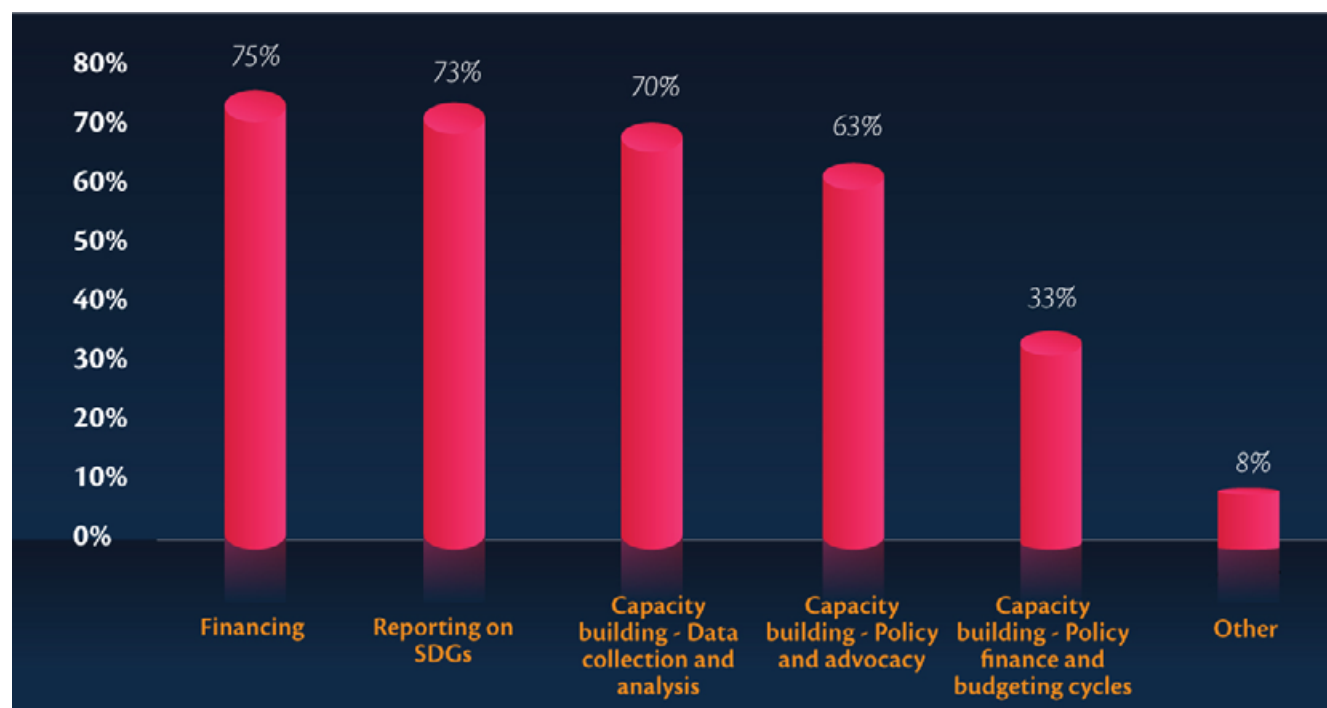


Figure 4: Required support areas for CSOs

ALIGNMENT TO NATIONAL POLICIES

The report finds strong alignment between the interventions implemented by CSOs under various goals and the key national development plans such as Kenya's Vision 2030 and the third Medium-Term Plan (MTP III) for the period 2018-2022. For instance, the capacity building programmes and technical/financial supported provided by CSOs to women, youth and men to start businesses to eradicate poverty are aligned to Vision 2030 and MTP III.

There is also strong alignment between the interventions implemented by CSOs with sector policies. For instance, advocacy by CSOs to reduce tobacco use supports achievement of the objectives of the Kenya Health Policy 2014-2030 which include reduction of the rising burden of non-communicable diseases caused by risk factors such as tobacco. In addition, efforts aimed at improving access to HIV treatment are aligned to and support achievement of the objectives of Kenya AIDS Strategic Framework and National Adolescent Sexual and Reproductive Health Policy.

In the education sector, programmes such as providing scholarships to vulnerable learners and promoting disability inclusive education are aligned with the objectives of the National Education Sector Plan, Education Act, and Child Protection Act which have been designed to ensure every child realises their right to education. Promoting quality education is also aligned to Vision 2030's social pillar. Furthermore, advocacy, awareness creation and social support conducted by CSOs to reduce gender-based violence and gender-based disparities are aligned to the objectives of the National Policy on Gender and Development, 2019, National Policy on Prevention and Response to Gender-Based Violence, and Protection Against Domestic Violence Act, 2015.

Plans for 2020

In 2020, most CSOs plan to continue implementing most of the activities they implemented in 2019, including advocacy, capacity building/training, providing technical support to national and county governments

and conducting research. For instance, the National Taxpayers Association and the International Institute for Legislative Affairs will continue with tobacco tax advocacy; Amref Kenya will continue to support marginalised and less privileged groups to access health services; Islamic Relief Kenya will continue to implement peace programmes.

A number of CSOs that provide direct services to vulnerable groups will be expanding the scope of their programmes to reach more/new beneficiaries in 2020. For instance, MindMe International will establish four more solar powered safe study spaces in informal settlements to reach more beneficiaries; Global Peace Foundation plans to scale up the scope of its programme by reaching 40 schools; and Akili Dada will provide scholarships to 82 young girls in select high schools to access education.

CSOs will also be implementing new interventions/activities in 2020. For instance, Oxfam will conduct three studies on women in political leadership; National Taxpayers Association will conduct research on how the tobacco industry undermines domestic resource/revenue mobilisation and the impact of tobacco control in Kenya; and Ageing Concern Foundation will conduct intergenerational dialogues aimed at reducing the widening disconnect between the youth and older persons.

CSOs are also planning to strengthen partnerships among themselves and with the government to accelerate implementation of SDGs. For instance, KWAHO will support WASH sector coordination to improve service; Open Institute plans to engage more partners who are able to adopt the tools and lessons emerging from their work and replicate them in other regions; and PACJA will adopt a consortium approach to SDG implementation. Additionally, SEAF-K and Women's Empowerment Link will support county governments through training/capacity building.

RECOMMENDATIONS

General recommendations across some of the goals include:

- Diversify funding sources to implement SDGs, including stronger partnerships with the private sector. For instance, working with private firms to improve the contribution of corporate social responsibility programmes to SDGs;
- Create policy coherence and effective coordination for synergies among various actors. For instance, ensuring that measures aimed at promoting economic growth and creation of employment opportunities do not undermine efforts to combat climate change (SDG 13);
- Strengthen social protection programmes through an increase in budgetary allocations;
- Establish a system for regular collection and analysis of disaggregated data to inform implementation of SDGs, especially at the subnational level where data collection and analysis capacity is still limited;
- Adopt an effective multi-stakeholder approach among state and non-state actors to ensure synergies, reduced duplication of efforts and improved efficiency in implementing SDGs at both national and subnational levels.



ABOUT THE REPORT

The report was developed by the SDG Kenya Forum through a three-step approach. Firstly, a two-day writing workshop was held by goal leads and goal members on 19th and 20th of February 2020. A total of 100 organisations participated in the writing workshop to provide their inputs using an online survey. Secondly, all other CSOs that could not make it to the writing workshop, but who desired to provide an input were contacted to report on their contributions to implementation of SDGs in 2019. Thirdly, once the first draft was produced, the report was shared with the contributing CSOs for validation and further refinement.



Regional Level 3
National Level 3
24 West Pokot 2
30 Baringo 2
42 Kisumu 2
44 Migori 2
47 Nairobi 2
1 Mombasa 1
3 Kilifi 1
8 Wajir 1
10 Marsabit 1
11 Isiolo 1
12 Meru 1
13 Tharaka-Nithi 1
14 Embu 1
15 Kitui 1
16 Machakos 1
17 Makueni 1
18 Nyandarua 1
19 Nyeri 1
21 Murang'a 1
22 Kiambu 1
23 Turkana 1
25 Samburu 1
31 Laikipia 1
35 Kericho 1
37 Kakamega 1
39 Bungoma 1
41 Siaya 1
43 Homa Bay 1
45 Kisii 1

END POVERTY IN ALL ITS FORMS EVERYWHERE

CONTRIBUTORS: CARITAS Kenya, Development Initiatives, Ageing Concern Foundation, Action Green for Trade & Sustainable Development, African Union of the Blind (AFUB), Ageing Concern Foundation

While Kenya reports reduction in extreme poverty levels in relative terms, the large number of people in poverty is still worrying. The proportion of the population living in extreme poverty, defined as living on less than US\$1.90 per day reduced from 43.7% in 2005/06 to 36.8% in 2015/16 (PovcalNet). However, with a growing population the absolute number of people living below the national poverty line reduced marginally by 1% from 16.6 million in 2005/06 to 16.4 million a decade later. Recent forecasts by World Bank shows that the proportion of the population living in extreme poverty is expected to reduce further to 32.9% in 2020. Looking at progress at the subnational level, ten counties where over half of the population is living in poverty are likely to be left behind.



These counties are Isiolo, West Pokot, Tana River, Wajir, Marsabit, Garissa, Busia, Samburu, Mandera, and Turkana. Kenya's Human Development Index (HDI) improved from 0.467 in 1990 to 0.579 in 2018, putting the country in the medium human development category (Figures 1). This achievement was underpinned by an increase in life expectancy at birth by 8.9 years, a 34.7% increase in gross national income per capita (2011 PPP\$) from US\$ 2,265 to US\$3,052 between 1990 and 2018. The achievement is also informed by improvement in expected years of schooling and mean years of schooling by 2 and 2.8 years respectively between 1990 and 2018. While Kenya's 2018 HDI of 0.579 is above the average of 0.541 for Sub-Saharan Africa, it is below the average of 0.634 for the countries in the medium human development category.

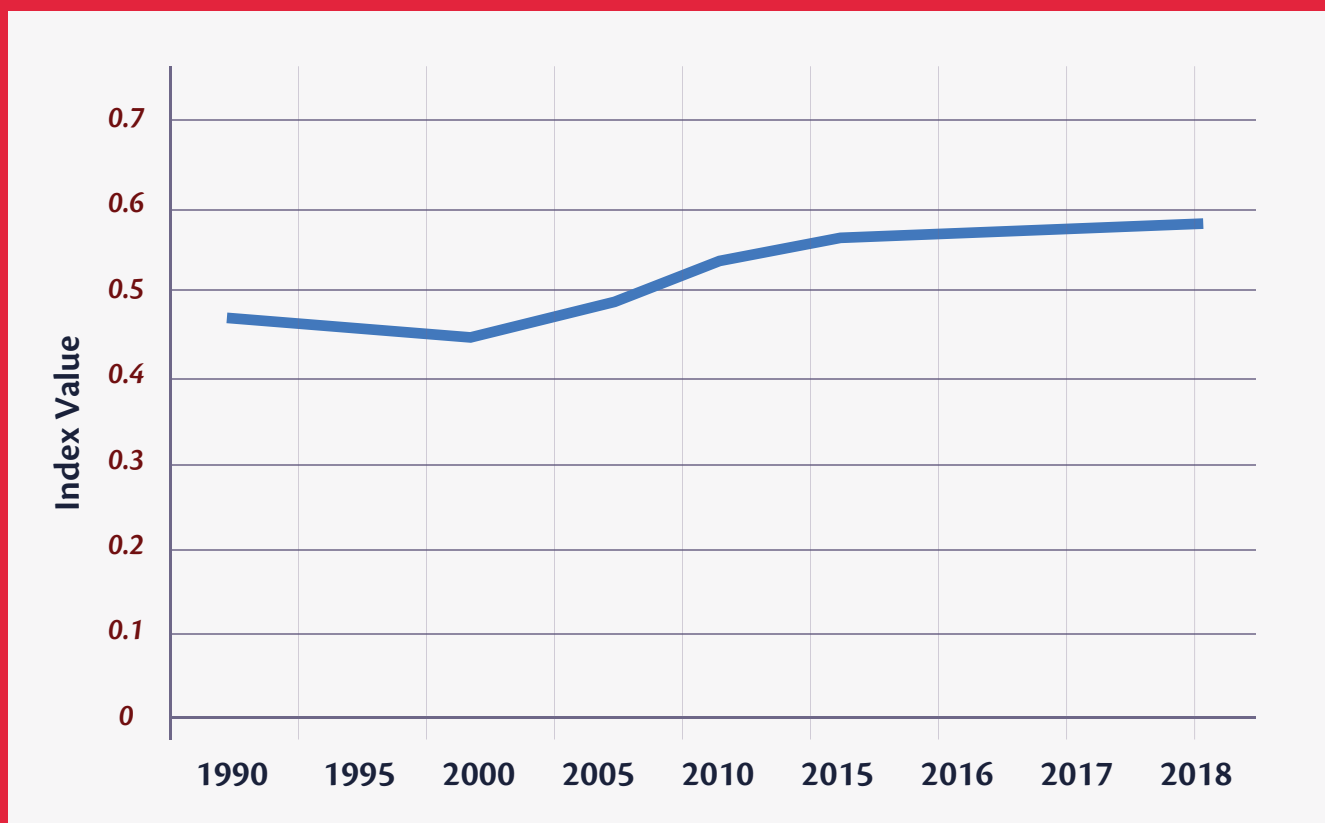


Figure 5: trends in Kenya's Human Development Index, 1990 to 2018

Source: *Development Initiatives based on the human development report, 2019*



CSOs' contribution to Goal 1

In 2020, CSOs reported their contributions to eight indicators spread across the seven targets of SDG 1. These included efforts to eradicate poverty through a number of activities including evidence generation through research and analysis, policy advocacy and implementation of projects that benefit the poor or vulnerable populations directly.

Overview of Targets

1. **Target 1.1:** By 2030, eradicate extreme poverty for all people everywhere, currently measured as people living on less than \$1.25 a day
2. **Target 1.2:** By 2030, reduce at least by half the proportion of men, women and children of all ages living in poverty in all its dimensions according to national definitions
3. **Target 1.3:** Implement nationally appropriate social protection systems and measures for all, including floors, and by 2030 achieve substantial coverage of the poor and the vulnerable
4. **Target 1.4:** By 2030, ensure that all men and women, in particular the poor and the vulnerable, have equal rights to economic resources, as well as access to basic services, ownership and control over land and other forms of property, inheritance, natural resources, appropriate new technology and financial services, including microfinance
5. **Target 1.5:** By 2030, build the resilience of the poor and those in vulnerable situations and reduce their exposure and vulnerability to climate-related extreme events and other economic, social and environmental shocks and disasters
6. **Target 1.a:** Ensure significant mobilization of resources from a variety of sources, including through enhanced development cooperation, in order to provide adequate and predictable means for developing countries, in particular least developed countries, to implement programmes and policies to end poverty in all its dimensions
7. **Target 1.b:** Create sound policy frameworks at the national, regional and international levels, based on pro-poor and gender-sensitive development strategies, to support accelerated investment in poverty eradication actions

TARGET 1.1: By 2030, eradicate extreme poverty for all people everywhere, currently measured as people living on less than \$1.25 a day

INDICATOR 1.1.1: Proportion of population below the international poverty line, by sex, age, employment status and geographical location (urban/rural).

Access to and use of quality data that is disaggregated by age, sex, disability status, and geographical location, for decision-making is a prerequisite for poverty eradication. Accordingly, Development Initiatives (DI) supported the efforts to eradicate poverty by providing data and analytical support to 12 CSOs, three private sector organisations and eight government agencies to inform their research, planning and advocacy (CSOs

and private sector) and decision-making, budgeting and planning (government).

TARGET 1.2: By 2030, reduce at least by half the proportion of men, women and children of all ages living in poverty in all its dimensions according to national definitions

INDICATOR 1.2.1: Proportion of population living below the national poverty line, by sex and age.

The agricultural sector plays a key role in poverty eradication and food security in Kenya. Agriculture contributes 33% of the gross domestic product (GDP) and an additional 27% of the GDP indirectly through linkages with other sectors such as manufacturing. The sector provides employment to 40% of Kenya's

population and 70% of the rural population. Recognising the importance of the sector, Caritas supported farmers in Makueni County, which is among the arid and semi-arid counties in Kenya, to adopt drylands farming methods. Caritas also conducted advocacy in seven counties in Kenya to ensure development and implementation of policies geared towards improving food security and agricultural production.

INDICATOR 1.2.2: Proportion of men, women and children of all ages living in poverty in all its dimensions according to national definitions.

In Kenya, the level of poverty is higher in female-headed households (30.2%) than male-headed households (26%). This calls for deliberate efforts by the government and CSOs to implement projects and measures aimed at lifting women and female-headed households out of poverty. To this end, Caritas provided training to women groups in Marsabit County to equip them with skills to participate in business activities. Caritas also supported vegetable farming and livestock production by a women group in Samburu County to improve their household incomes. Furthermore, Caritas implemented a table-banking project in collaboration with a women group in Kilifi County to enable the project participants (members of the women group) to mobilise resources for their socio-economic development.

TARGET 1.3: Implement nationally appropriate social protection systems and measures for all, including floors, and by 2030 achieve substantial coverage of the poor and the vulnerable

While efforts to invest in programmes that directly benefit older persons have moved forward in Kenya, data challenges abound. This includes limited availability of publicly accessible data on the number of vulnerable older persons, their needs and the services that are already available to them from both government and non-governmental organisations. To improve access to data, Ageing Concern Foundation implemented an open data for older persons project

in Migori County in partnership with Migori County Department for Social Protection.

INDICATOR 1.3.1: Proportion of population covered by social protection floors/systems by sex, distinguishing children, unemployed persons, older persons, persons with disabilities, pregnant women, new-borns, work-injury victims and the poor and the vulnerable.

The government of Kenya is implementing social protection programmes targeting older persons, people with disabilities, orphaned and vulnerable children to reduce vulnerability. In 2019, DI analysed the budgetary allocations to the National Safety Net programme to identify the adequacy of the resources, and the extent to which the government has been able to reach the target number of beneficiaries. The analysis found that capital expenditure allocations to the National Safety Net programme remained constant at KES 14 billion between 2015/16 and 2017/18 and reduced by 19.7% to KES 11.3 billion in 2018/19. In 2019/20, capital expenditure allocations to the programme increased by 18.7% to KES 13.4 billion. However, the programme has faced challenges in meeting the target number of beneficiaries. For instance, in 2017/18, 780,089 older persons accessed cash transfers through the programme and this reduced to 753,313 older persons in 2018/19 against a target of 833,000 in both fiscal years. This means that 49,911 and 79,687 older persons were not reached in 2017/18 and 2018/19 respectively. These findings were presented to the National Assembly's Budget and Appropriation Committee to inform decisions to increase resource allocation to the National Safety Net programme.

TARGET 1.4: By 2030, ensure that all men and women, in particular the poor and the vulnerable, have equal rights to economic resources, as well as access to basic services, ownership and control over land and other forms of property, inheritance, natural resources, appropriate new technology and financial services, including microfinance

Access to basic services such as health, water, sanitation and housing is important for ensuring the overall well-being of a population. Yet, vulnerable groups such as older persons, people with disabilities and children face difficulties in accessing basic services due to a number of social and economic hurdles including limited income, neglect by caregivers and inadequate supply of the services by the government.

INDICATOR 1.4.1: Proportion of population living in households with access to basic services

Ageing Concern Foundation contributed to efforts to enhance access to basic services, through a project aimed at improving access to quality shelter among older persons in Migori County and Homa Bay County. Ageing Concern Foundation also facilitated community support for the elderly through its Youth Adopt an Elderly project, intergenerational dialogues involving over 200 young and older persons in Migori County and celebrating the International Elderly Day.

TARGET 1.5: By 2030, build the resilience of the poor and those in vulnerable situations and reduce their exposure and vulnerability to climate-related extreme events and other economic, social and environmental shocks and disasters

INDICATOR 1.5.1: Number of deaths, missing persons and directly affected persons attributed to disasters per 100,000 population.

Disasters caused by natural and human-caused hazards have negative implications for poverty eradication as they lead to destruction of lives, livelihoods, and critical infrastructure, as well as interruption of supply chains and delivery of basic services. The poor are likely to be affected disproportionately by disasters due to their limited access to the resources needed to mitigate or adapt to the effects of disasters, as well as dependence on climate-sensitive livelihoods such as rainfed agriculture. ●

In 2019, DI conducted an analysis of the investments made by subnational governments in disaster risk reduction and climate mitigation/adaptation in Kenya. The analysis focused on four counties – Baringo, Kisumu, Laikipia and West Pokot – and provided evidence on the progress, opportunities and challenges that slow investment in disaster risk reduction (DRR) and climate action. The DRR analysis found that the four counties invested a total of KES 6.4 billion on DRR between 2016/17 and 2018/19. Baringo had the highest investment of KES 1.9 billion, followed by Kisumu and West Pokot at KES 1.7 billion each and Laikipia at KES 1.1 billion. In West Pokot and Baringo, the focus of DRR-principal investments is on building resilience, while in Kisumu and Laikipia the focus is on disaster response. Only Kisumu had DRR-principal investments aimed at building disaster risk knowledge. The climate change analysis showed that vulnerability to climate change in the four counties is driven by high poverty levels, reliance on climate-sensitive livelihoods and rapid population growth. Investments in climate action account for just over 6% of county budgets in Kisumu and Laikipia and 8% in West Pokot and Baringo. Over two-thirds of the investment in climate action in the four counties goes to adaptation. The findings were shared with policymakers and civil society organisations at national and subnational levels to strengthen investment in resilience.

TARGET 1.A: Ensure significant mobilization of resources from a variety of sources, including through enhanced development cooperation, in order to provide adequate and predictable means for developing countries, in particular least developed countries, to implement programmes and policies to end poverty in all its dimensions

INDICATOR 1.A.2: Proportion of total government spending on essential services (education, health and social protection)

DI conducted an in-depth analysis of the national government's expenditure to provide evidence to strengthen planning and spending on essential

services including education, and health. The findings showed that the national government's health budget almost doubled from KES 59.2 billion in 2015/16 to KES 93.3 billion in 2019/20. However, funding to the health sector has been inadequate. For Instance, in 2019/20 the capital health expenditure allocation to the Ministry of Health met only 73% of the resource requirement. Budgetary allocations to basic education increased by 21% from KES 81.7 billion in 2015/16 to KES 99.2 billion in 2019/20. However, in 2019/20 the entire education sector had a significant funding gap as the total allocation met only 77% of the resource requirement. The findings from the analysis were aimed at supporting the advocacy by the CSOs working on national budget issues to hold the government to account. DI also provided training to five CSOs on pro-poor tax analysis in collaboration with the East Africa Tax and Governance Network to enhance their capacity to advocate for implementation of tax measures that ensure adequate mobilisation of resources to invest in essential services, while protecting the poor from harmful tax measures.

SUCSESSES



DI's pro-poor analysis of the national budget for the 2019/20 fiscal year contributed to adoption by the Parliamentary Budget and Appropriation Committee a recommendation to increase allocations to social protection programmes to reach more vulnerable groups. Climate change and disaster risk reduction budget tracking/analysis by DI led to adoption of an action plan by a group of CSOs from Kisumu, West Pokot, Laikipia and Baringo to advocate for increased investment in climate change and disaster risk reduction in their counties. The analyses also informed discussions during the Kenya Early Warning, Early Response National Dialogue organised by the Kenya Red Cross in September 2019 and the International Day of Disaster Risk Reduction organised by the National Disaster Management Unit in October 2019.

The five CSOs that were trained by DI on pro-poor tax analysis analysed the Finance Bill, 2019 and made recommendations on the proposed tax measures. They also made a presentation to the National

Assembly Departmental Committee on Finance and National Planning, which adopted some of their recommendations, for example, on increasing taxes on tobacco.

Ageing Concern Foundation submitted to the Ministry of Labour and Social Protection the findings of an assessment study conducted in Migori County in May 2019. The study highlighted the challenges experienced by older persons in accessing the Older Persons Cash Transfer Programme. The findings were adopted and informed implementation of the programme in 2020. Ageing Concern Foundation also trained 40 older persons advocates in Nairobi in partnership with the Kenyan Aged People Require Information, Knowledge and Advancement. The training equipped the participants with skills to geo-map barriers to access to urban services among older persons.

CHALLENGES



1. *Recurrent droughts and flooding, which are attributed to climate change and variability affects implementation of projects aimed at improving crop and livestock production to enhance household income and food security.*
2. *Research and analysis on poverty including pro-poor budget analysis is constrained by limited access to budget data, especially at the county level and poor quality of available data.*
3. *Limited time and financial resources constrain implementation of long-term and consistent advocacy/engagement with policymakers or decision-makers to ensure adoption and implementation of policy measures that support poverty reduction.*
4. *Slow adoption and implementation of reforms to eliminate age-discriminatory laws, policies and practices makes it difficult to empower older persons to participate fully in the society.*
5. *Negative attitudes towards the elderly slow efforts to enhance access to basic services among older persons and their participation in economic activities.*

6. *Limited availability of up-to-date and disaggregated data prevent planning and development of appropriate programmes to support the elderly.*

GAPS



1. *Inconsistencies in data quality affects research and analysis activities such as tracking budgetary allocations to pro-poor programmes.*
2. *Knowledge gaps among policymakers and farmers constrain development of the agriculture sector to contribute to poverty eradication.*
3. *Underfunding of various pro-poor programmes by the national government, as well as diminishing donor funding has negative implications on the projects being implemented to end poverty.*

LEAVE NO ONE BEHIND



The CSOs that reported on SDG1 identified a number of groups that are at high risk of being left behind. These include people with disability, children with special needs, orphans and street children/families and the youth who are susceptible to HIV/AIDS. These groups are likely to be left behind due to discrimination, as well as lack of or inadequate access to basic services and resources to get out of poverty. Pastoralist communities in arid and semi-arid counties are also likely to be left behind because of their heavy reliance on livestock production which exposes them to climatic shocks, as well as limited diversification of livelihoods and access to basic services including education, water and sanitation. Furthermore, the populations that are living in northern Counties such as Turkana, Marsabit, Wajir, Mandera and Samburu are likely to be left behind. In these counties, the impact of climate vulnerability, low human development and limited access to basic services perpetuate poverty which affects over 60% of their population. ●

SDG INTERLINKAGES



SDG 1 is linked with a number of other SDGs, creating both synergies that should be strengthened, as well as trade-offs/conflicts that have to be addressed. In particular, good health and well-being (Goal 3),

access to quality education (Goal 4), decent work and economic growth (Goal 8), infrastructure, industry and innovation (Goal 9) and reducing inequalities (Goal 10) contribute to poverty eradication. Access to clean energy (Goal 7), investing in clean water and sanitation (Goal 6) and eliminating hunger (Goal 2) lead to good health which in turn enables people to work and earn to get out of poverty. Addressing climate change (Goal 13) contributes to poverty eradication and food security (Goal 2) through protection of key livelihoods such as crop production.

The potential conflicts include the fact that industrial development and economic growth can lead to increased emission of greenhouse gases through use of fossil fuels. This can undermine efforts to curb climate change (Goal 13), thereby exposing the poor to greater climate-related disaster risks. Also, efforts to increase agricultural production to end poverty and hunger may lead to farming practices that are harmful to the environment (Goal 14 and 15) such as increased use of chemicals and inorganic fertilizers.

ALIGNMENT TO NATIONAL POLICIES



2019 marked the second year of implementation of the third Medium Term Plan (MTPIII) of Kenya's long-term development blueprint, Vision 2030. The MTPIII aims to reduce poverty by focusing on four development priorities, popularly known as the Big Four Agenda. These include increasing the share of manufacturing in GDP product to 15% to promote economic growth and creation of job opportunities; ensuring food security; providing universal health coverage, and providing at least 500,000 affordable new houses by 2022 to improve the living conditions. Within these four areas, the government also aims to address other priorities such as social protection, disaster risk reduction, development of blue economy and the 17 SDGs.

In 2019, the national and county governments continued to work together to implement policy interventions aimed at achieving these priorities. The contributions of most CSOs working on SDG1 were aligned to the priorities of MTPIII, Vision 2030 and Africa's Agenda 2063. These include, for instance, the

capacity building programmes implemented by Caritas to equip women with the skills to start businesses, as well as the resource allocation analysis and data support services provided by Development Initiatives to ensure decisions to invest in the Big Four priority areas are informed by evidence and quality data.

to funding and capacity building opportunities for CSOs.

PLANS FOR 2020



In 2020, CSOs plan to continue implementing most of the activities they implemented in 2019 and to develop new strategies to contribute to SDG 1. In Particular, Caritas Kenya plans to develop institutional strategies for internal resource mobilization for implementation of projects that contribute to achievement of various SDGs.

DI will continue to provide data and analytical support to government and CSOs, as well as to provide evidence to inform investments by the government to end poverty through its pro-poor analysis of the national and county budgets. DI will also track the progress of the poorest 20% (the P20) to provide evidence to ensure no one is left behind.

Ageing Concern Foundation will conduct intergenerational dialogues aimed at reducing the widening disconnect between the youth and older persons. They will also work with HelpAge and other CSOs to advocate for implementation of policies that support the progress of older persons.

RECOMMENDATIONS



1. *Funding sources should be diversified to ensure access to adequate resources for implementation of SDGs by CSOs and the government.*
2. *Ensure policy coherence and effective coordination to strengthen the synergies in implementing SDGs and to minimize the potential conflicts.*
3. *CSOs and the government should work collaboratively to strengthen access to and use of quality data to inform implementation of SDGs.*
4. *CSOs should consider working with the private sector to implement SDGs. This could improve access*



2 ZERO HUNGER



National Level
3 Kilifi
12 Meru
44 Migori

END HUNGER, ACHIEVE FOOD SECURITY AND IMPROVED NUTRITION AND PROMOTE SUSTAINABLE AGRICULTURE

CONTRIBUTORS: Action Green for Trade and Sustainable Development (AGTSD), Local Development Research Institute.

Achieving and maintaining food and nutrition security is an integral aspect of efforts to promote sustainable human and economic development in Kenya. In fact, Article 43 (c) of the Constitution of Kenya 2010, assures Kenya's citizens of the right to be free from hunger and to access adequate food of acceptable quality.

While important efforts are being made by the government, CSOs and donors to ensure every Kenyan has access to adequate food of acceptable quality, hunger remains a key development challenge. Overall, just under a third (32%) of Kenyans are food poor – not able to afford/consume the minimum daily calorific requirement of 2,250 Kcal. Food poverty is higher in seven counties where over half of the population is affected – Turkana (66.1%), Mandera (61.9%), Samburu (60.1%), Busia (59.5%), West Pokot (57.3%), Marsabit (55.6%) and Tana River (55.4%). Most of the areas that are prone to hunger are located in the arid and semi-arid counties. Furthermore, rural households are more likely to face food insecurity than their urban counterparts. The Global Hunger Index report, 2019 shows that Kenya's score improved from 36.9 in 2000 to 25.2 in 2019, meaning that the severity of hunger improved from alarming to serious over this period. This improvement is underpinned by reduction in the prevalence of wasting from 7.4% to 4.2%, stunting from 40.8% to 26.2% and under-five mortality rate from 10.5% to 4.6% between 2000 and 2018.



Hunger/food insecurity in Kenya is driven by a number of factors including climate change and variability, poverty, inadequate national food reserves, inaccessibility of markets, land acquisition/inheritance practices that limit agricultural production, and inadequate food safety regulations. In addition, agricultural sector productivity is constrained by a number of factors including inadequate uptake of production enhancing technologies, high cost of agricultural inputs and weak links between research and farming practices.



CSOs' contribution to Goal 2

In Kenya, CSOs contribute to SDG 2 in a number of ways including working directly with farmers to implement sustainable agricultural practices, capacity building/training programmes targeting farmers, addressing supply chain constraints, conducting research and analysis, and policy advocacy to create an enabling environment.

Overview of Targets

1. **Target 2.3:** *By 2030, double the agricultural productivity and incomes of small-scale food producers, in particular women, indigenous peoples, family farmers, pastoralists and fishers, including through secure and equal access to land, other productive resources and inputs, knowledge, financial services, markets and opportunities for value addition and non-farm employment*
2. **Target 2.4:** *By 2030, ensure sustainable food production systems and implement resilient agricultural practices that increase productivity and production, that help maintain ecosystems, that strengthen capacity for adaptation to climate change, extreme weather, drought, flooding and other disasters and that progressively improve land and soil quality.*

TARGET 2.3: By 2030, double the agricultural productivity and incomes of small-scale food producers, in particular women, indigenous peoples, family farmers, pastoralists and fishers, including through secure and equal access to land, other productive resources and inputs, knowledge, financial services, markets and opportunities for value addition and non-farm employment

Increasing the volume of production requires farmers to have adequate knowledge on sustainable and efficient agricultural production practices and technologies. AGTSD, therefore, focused on equipping farmers and stakeholders in the food supply chain with knowledge and skills through trainings, sharing emerging knowledge on agriculture and hosting food security conferences.

TARGET 2.4: By 2030, ensure sustainable food production systems and implement resilient agricultural practices that increase productivity and production, that help maintain ecosystems, that strengthen capacity for adaptation to climate change, extreme weather, drought, flooding and other disasters and that progressively improve land and soil quality

AGTSD supported sustainable agriculture by providing drought resistant seeds to farmers in their counties of focus. Moreover, AGTSD provided support for soil samples analyses to enable farmers to improve their harvest by growing the right crops in the right soil.

SUCCESSSES



The activities implemented by AGTSD had an overall positive impact on food production in the counties of focus. In particular, AGTSD reported that yields in crop and livestock production improved among the farmers who they supported. It is expected that the farmers who benefited from the trainings offered by AGTSD will share the information/knowledge with other farmers, thereby strengthening sustainable food production to end hunger/ensure food security.

CHALLENGES



1. *Inadequate preparedness and response to the effects of climate change, leading to insufficient food production especially in areas that are prone to droughts and flash floods.*
2. *Land degradation due to pollution, deforestation, intensified land preparation and use of chemical fertilizers, which have negatively affected soil fertility, thereby rendering the soil in parts of the country unsuitable for farming.*
3. *Inadequate food storage facilities, leading to significant post-harvest losses among smallholder farmers.*
4. *Lack of adequate data at national and subnational level to inform strategies to prevent food loss.*
5. *High prevalence of disease, limited access to health services, poor food quality and inadequate care resources and practices perpetuate malnutrition in children under five years.*

GAPS



The gaps that should be addressed to achieve SDG 2 include inconsistencies in the data produced by different government institutions on various aspects of food and nutrition security, as well as agricultural production. There are also gaps and overlaps in the implementation of food and nutrition policies and programmes at the national and subnational level which slow progress on SDG2. Overlaps and gaps are attributed, in part to lack of clarity of functions and weak coordination between national and county governments.

LEAVE NO ONE BEHIND



In May 2019, an estimated 1.6 million Kenyans were food insecure and the number was expected to increase to 2.5 million people by July due to escalating drought conditions. Majority of the food insecure population who are at the risk of being left behind live in rural areas, particularly in arid and semi-arid counties in northern Kenya. Women, children, people with disabilities, older persons and smallholder food producers/farmers who depend on rainfed agriculture are among the most vulnerable to food insecurity. Other populations that are likely to be left behind include the urban poor who mainly reside in informal settlements. The factors contributing to food insecurity among these vulnerable populations include food price fluctuations, unemployment, natural disasters that affect food production or access to markets, social exclusion and intercommunity violent conflicts in areas such as northern Kenya.

SDG INTERLINKAGES



Achieving zero hunger (Goal 2) is linked closely to ending poverty (Goal 1) and promoting economic growth and productive employment (Goal 8) to ensure access to resources to access food; better access to health services (Goal 3) and water and sanitation for all (Goal 2) to address malnutrition; building resilient infrastructure (Goal 9), addressing climate change (Goal 13), promoting sustainable consumption and production (Goal 12) and environment and ecosystem conservation (Goal 15) to increase food production. Reducing hunger is also linked to access to education (Goal 3) to equip populations with knowledge and also prospects to access employment, as well as addressing gender equality (Goal 5) to improve the capacity of women to access the resources for ensuring household food security. These close linkages provide opportunities for collaborative efforts across different sectors to contribute to eradication of hunger.

However, there is potential for conflict with other SDGs. For instance, intensive farming practices may lead to environmental degradation with negative implications

for achieving SDG 15. Furthermore, transportation of food from production centres to markets can lead to increased greenhouse gas emissions, especially if long distances have to be covered, thereby undermining efforts to achieve SDG 13.

ALIGNMENT TO NATIONAL POLICIES



Kenya has developed and is implementing the National Food and Nutrition Security, 2011 to address issues related to food production, availability and access; nutrition improvement; and early warning and emergency management to ensure food security.

The contributions of CSOs that are working on SDG 2 such as AGTSD are aligned to the objectives of the National Food and Nutrition Security Policy as far as they promote food availability and access. The contributions are also linked to the East African Community Food and Nutrition Security Action Plan 2018-2022 which aims to reduce hunger in the region through increased agricultural production, improved trade and market access, and creation of job opportunities for vulnerable groups such as women, and the youth at all levels of value chains.

PLANS FOR 2020



AGTSD's plans for 2020 include:

1. Sharing best practices on farming and food production.
2. Supporting sustainable farming through distribution of drought resistant seeds.
3. Hosting dialogues on food and nutrition security.

RECOMMENDATIONS



1. *Strengthen social protection to ensure all vulnerable households and those living in extreme poverty have the resources to access adequate food of acceptable quality.*
2. *Address gender inequalities in key areas such as access to land, employment, education and other basic services to ensure food and nutrition security.*
3. *Establish a system for regular collection and analysis*

of disaggregated data to understand differences in urban and rural food and nutrition dynamics to inform development of interventions that are appropriate for each county/location.

4. *Modernise smallholder farming to increase food production by strengthening public and private sector investments, supporting farmers to make better use of available technologies, promote genetic plant and animal resources that have the potential to enhance diets and nutrition outcomes.*
5. *Reduce post-harvest losses through training of farmers and food supply chain participants, as well as working with farmers, the private sector and county governments to establish adequate food storage facilities.*
6. *Strengthen national systems for nutrition surveillance, monitoring and evaluation to ensure timely identification of populations that are likely to be left behind and to support them adequately.*
7. *Promote prevention and management of diet/nutrition related non-communicable diseases through improved provision of healthcare services and raising awareness on nutrition.*



3 GOOD HEALTH AND WELL-BEING



ENSURE HEALTHY LIVES AND PROMOTE WELL-BEING FOR ALL AT ALL AGES

CONTRIBUTOR: AMREF Kenya, International Institute for Legislative Affairs, National Taxpayers Association, Polycom Development Project, Kenya AIDs NGOs Consortium (KANCO), LVCT Health, PITCH (UHAI-EASHRI),

Article 43(1) of the Constitution of Kenya 2010 grants Kenyans the right to the highest attainable standards of health, which includes the right to health care services. To facilitate realisation of this right, Kenya has adopted Universal Health Coverage with an ambitious target of ensuring that by 2022, all persons in the country will access essential health services through a single unified benefit package while safeguarding against the risk of catastrophic health expenditure. A number of initiatives have been put in place over the years to enhance access to health services. These include provision of free primary health care, free maternity services at all public health facilities, expansion of maternity wings in public hospitals, increasing medical staff and equipment through the Managed Equipment Services programme and providing health insurance subsidies for the poor, vulnerable and older persons. ●

- National Level 10
- 47 Nairobi 9
- 42 Kisumu 5
- 43 Homa Bay 5
- Regional Level 4
- 1 Mombasa 4
- 3 Kilifi 4
- 39 Bungoma 4
- 45 Kisii 4
- 2 Kwale 3
- 12 Meru 3
- 18 Nyandarua 3
- 37 Kakamega 3
- 38 Vihiga 3
- 40 Busia 3
- 41 Siaya 3
- 44 Migori 3
- 5 Lamu 2
- 6 Taita-Taveta 2
- 7 Garissa 2
- 8 Wajir 2
- 9 Mandera 2
- 11 Isiolo 2
- 13 Tharaka-Nithi 2
- 14 Embu 2
- 15 Kitui 2
- 16 Machakos 2
- 17 Makueni 2
- 19 Nyeri 2
- 20 Kirinyaga 2
- 21 Murang'a 2
- 22 Kiambu 2
- 23 Turkana 2
- 25 Samburu 2
- 31 Laikipia 2
- 32 Nakuru 2
- 33 Narok 2
- 34 Kajiado 2
- 46 Nyamira 2
- 4 Tana River 1
- 10 Marsabit 1
- 24 West Pokot 1
- 26 Trans-Nzoia 1
- 27 Uasin Gishu 1
- 28 Elgeyo-Marakwet 1
- 29 Nandi 1
- 30 Baringo 1
- 36 Bomet 1
- 35 Kericho 0



Access to health services is improving in Kenya, but more could be done to fast track achievement of SDG 3 targets. Greater efforts are particularly needed to curb the rising burden of non-communicable diseases in the country. Over half of total hospital admissions and 40% of hospital mortality in Kenya are attributed to non-communicable diseases (NCD). Projections by the Ministry of Health indicate that NCDs and injuries will be the main health burden by 2030 as morbidity from infectious diseases reduce. Available data shows that two per cent of Kenya's population suffers from diabetes mellitus, 27% is overweight, and 24% is hypertensive.¹⁰ Additionally, only 14% of women aged 25-49 years have ever been screened for cervical cancer.¹¹ This calls for concerted effort to improve access to various types of health services including preventive and curative services to improve the health and well-being of Kenyans.



CSOs' contribution to Goal 3

Overview of Targets

1. **Target 3.1:** *By 2030, reduce the global maternal mortality ratio to less than 70 per 100,000 live births*
2. **Target 3.3:** *By 2030, end the epidemics of AIDS, tuberculosis, malaria and neglected tropical diseases and combat hepatitis, water-borne diseases and other communicable diseases*
3. **Target 3.4:** *By 2030, reduce by one third premature mortality from non-communicable diseases through prevention and treatment and promote mental health and well-being*
4. **Target 3.7:** *By 2030, ensure universal access to sexual and reproductive health-care services, including for family planning, information and education, and the integration of reproductive health into national strategies and programmes*
5. **Target 3.8:** *Achieve universal health coverage, including financial risk protection, access to quality essential health-care services and access to safe, effective, quality and affordable essential medicines and vaccines for all*
6. **Target 3.a:** *Strengthen the implementation of the World Health Organization Framework Convention on Tobacco Control in all countries, as appropriate*

TARGET 3.1: By 2030, reduce the global maternal mortality ratio to less than 70 per 100,000 live births

INDICATOR 3.1.1: Maternal mortality ratio

In Kenya, unsafe abortion is a major public health challenge as it contributes to maternal mortality, morbidity and secondary infertility.¹² To contribute to a reduction in maternal mortalities attributed to unsafe abortion, Centre for Reproductive Rights (CRR) and Federation of Women Lawyers (FIDA) litigated and received a ground breaking judgement on access to safe and legal abortion. The ruling reinstated the Standard and Guidelines for Reducing Morbidity and

Mortality from Unsafe Abortion in Kenya. The court's decision/ruling was disseminated by the CRR through community dialogues. Additionally, CRR, FIDA and Women Link Worldwide and their partners petitioned the Nairobi City County to remove billboards that provided misleading information on access to safe and legal abortion.

The CRR also continued to push for end of detention of women post-delivery due to inability to pay medical bills by engaged with parliamentarians to have a specific legislations outlawing detention of women post-delivery due to inability to pay medical bills.

TARGET 3.3: By 2030, end the epidemics of AIDS, tuberculosis, malaria and neglected tropical diseases and combat hepatitis, water-borne diseases and other communicable diseases

INDICATOR 3.3.1: Number of new HIV infections per 1,000 uninfected population, by sex, age and key populations

PITCH (UHAI-EASHRI) used structural interventions to increase the demand for HIV services among key populations. This included providing comprehensive health services to reduce stigma and discrimination in access to services. Additionally, PITCH (UHAI-EASHRI), through CSOs working with key populations, reached out to their target communities with HIV prevention and treatment services. They also conducted lobbying and advocacy for increased funding of key populations led activities under the Global Fund and the President's Emergency Plan for AIDS Relief (PEPFAR).

LCVT Health held service provider sensitisation forums to strengthen relationships between key populations and service providers. They also scaled up provision of targeted HIV testing services and sexual and reproductive health services through their in-reach and outreach programmes. This included mobilisation of peer educators, peer paralegals and outreach workers to ensure improved delivery of services to target populations. Additionally, LCVT lobbied for increased PEPFAR funding to support HIV/AIDS programmes.

Target 3.4: By 2030, reduce by one third premature mortality from non-communicable diseases through prevention and treatment and promote mental health and wellbeing. ●

The International Institute for Legislative Affairs (IILA) conducted legislative advocacy to push for the review of the National Mental Health Act 2018. This included preparing a memorandum on the Mental Health (Amendment) Act 2018 that was submitted to the Senate and National Assembly for consideration. The memorandum provided a number of recommendations including, the need to promote research and raising awareness on mental health to reduce stigma, adopt a

rights-approach in provision of mental healthcare, and ensure availability of mental healthcare services at the county level. IILA also participated in the National Mental Health Conference held in November 2019 to contribute to the dialogue on mental health.

TARGET 3.7: By 2030, ensure universal access to sexual and reproductive health-care services, including for family planning, information and education, and the integration of reproductive health into national strategies and programmes

INDICATOR 3.7.2: Adolescent birth rate (aged 10-14 years; aged 15-19 years) per 1,000 women in that age group.

CRR conducted a research on criminalisation of adolescents and its impacts on access to adolescent sexual and reproductive health services and rights. They also conducted a baseline survey in five counties to assess the extent to which women and girls are able to access sexual and reproductive health information. Evidence from such studies could help in designing appropriate programmes, policies and laws to improve access to adolescent sexual and reproductive health services.

TARGET 3.8: Achieve universal health coverage, including financial risk protection, access to quality essential health-care services and access to safe, effective, quality and affordable essential medicines and vaccines for all

INDICATOR 3.8.1: Coverage of essential health services (defined as the average coverage of essential services based on tracer interventions that include reproductive, maternal, new-born and child health, infectious diseases, non-communicable diseases and service capacity and access, among the general and the most disadvantaged population).

Amref Kenya supported the national government to implement Universal Health Coverage in four counties – Machakos, Nyeri, Isiolo and Kisumu. They also supported six counties – Kajiado, West Pokot,

Tharaka Nithi, Isiolo, Bungoma and Kitui – to develop legislation to ring-fence revenue generated from health facilities. Their work included strengthening health service delivery to meet a minimum quality standard and to enhance access; strengthening the capacity of national and county health workforce to deliver health services; and training and benchmarking to strengthen leadership and governance in the health system. Further, Amref trained CSOs in Kisumu and Nairobi on social accountability to strengthen their capacity to conduct advocacy on financial transparency in the health sector.

Polycom Development Project reviewed the National School Health Policy, 2009 which was developed to facilitate provision of quality health education and health services to promote the health, hygiene and nutrition of children. Periodic review of policies helps in identifying gaps that need to be addressed to ensure effective delivery of services to citizens.

Kenya Aids NGOs Consortium supported 17 counties to engage community health workers. They also advocated for strong political commitment and leadership to elevate child health in county development agenda.

TARGET 3.A: Strengthen the implementation of the World Health Organization Framework Convention on Tobacco Control in all countries, as appropriate

INDICATOR 3.A.1: Aged-standardized prevalence of current tobacco use among persons aged 15 years and older.

In Kenya, tobacco use is one of the main risk factors that contribute to the high burden of non-communicable diseases. To reduce the use of tobacco, IILA implemented advocacy activities including holding stakeholder meetings and submitting to the National Assembly proposals to progressively increase tobacco taxes as recommended by the World Health Organization Framework Convention on Tobacco Control (FCTC) (See Case study 1). They also

supported one county to domesticate the tobacco control legislation. National Taxpayers Association also submitted proposals to the National Assembly to increase tobacco taxes to reduce tobacco use.

CASE STUDY 1 – International Institute for Legislative Affairs' advocacy on tobacco taxation

The IILA has over the years conducted advocacy aimed at improving administration of tobacco taxation, including a progressive increase towards WHO recommendation of an excise rate comprising 70% of retail selling price. Tax and price measures are considered effective in regulating tobacco use as they discourage initiation, encourage quitting of tobacco use and generate revenue for the government, which can be invested in health services. In 2019, IILA's advocacy activities included:

1. *A stakeholder workshop held in April 2019 to raise awareness on tobacco taxation and to build the capacity of stakeholders to engage with the government on tobacco taxation during the annual budget preparation process. The workshop also led to mobilisation of stakeholders to prepare submissions for tax increases.*
2. *IILA prepared and submitted proposals to the National Treasury and National Assembly through the Budget and Appropriation Committee to increase tobacco taxes.*
3. *IILA carried out sustained digital advocacy on tobacco taxation through a number of online platforms including Twitter, Facebook and their website.*

The advocacy contributed to the decision taken by the National Treasury to impose a 15% increase in excise duty on cigarettes. The increase was implemented through the Finance Act, 2019.

SUCCESSES



The six counties (Kajiado, West Pokot, Tharaka Nithi, Isiolo, Bungoma and Kitui) that were supported by Amref, developed draft bills to ring-fence the revenue generated from health facilities for provision of health services. Key success was achieved in West Pokot where the County Assembly passed the bill into law. The social accountability trainings provided by Amref benefitted 32 CSO representatives – 24 in Kisumu and 8 in Nairobi.

Advocacy on tobacco legislation by IILA and National Taxpayers Association (NTA) contributed to an increase in the excise duty charged on cigarettes by 15%. As a result, the price of cigarettes increased by KES 8. This means that excise duty now constitutes 58% of cigarette retail price compared with 52% before the increase. The price increase is expected to discourage tobacco use. A key lesson learnt by NTA was that collaborating with other organizations in advocacy work enables them to get the attention of policymakers to implement policy reforms.

The technical support provided by IILA enabled Baringo County to enact the Baringo County Tobacco Control Act 2019. The Act is expected to enable the county to discourage tobacco use through enforcement of measures such as banning smoking in public places. The Act also commit the county to mobilise and allocate adequate resources to control tobacco use.

A key lesson learnt by CRR is that the Judiciary plays a fundamental role in safeguarding the health rights provided for in the Constitution of Kenya 2010. This stemmed from the successful litigation that led to reinstatement of the Standard and Guidelines for Reducing Morbidity and Mortality from Unsafe Abortion in Kenya.

PITCH and their partners developed the People's Country Operational Plan 2019 which they successfully used to lobby for more funds that are going directly to key population led organizations to provide HIV related services. This led to an increase in the number

of funded key populations led organisations from two to 12.

LCVT Health engaged more community service providers which led to an increase in the number of people reached with clinical services such as HIV testing and linkage to care. Moreover, they successfully registered the Health Options for Young Men on HIV/AIDS and Sexually Transmitted Infections (HOYMAS) clinic in Nairobi County as a level two facility to serve key populations in the county. The viral load suppression among the population served by LCVT Health improved from 54% in 2018 to 93% as a result of scaling up outreach programmes. Case study 2 below outlines a number of successes that were realised by LCVT in 2019.

CASE STUDY 2 – LVCT Health's achievements in 2019

1. 1,298,052 individuals were reached by different services in 27 counties
2. 133,846 key and priority population were enrolled, screened and offered the minimum package of services for HIV prevention
3. 16,138 individuals were initiated on pre-exposure prophylaxis
4. 58,145 adolescent girls and young women (10-24 years) were enrolled in Determined, Resilient, Empowered, AIDS-free, Mentored and Safe Programme – a public-private partnership led by PPFAR to reduce rates of HIV among adolescent girls and young women in the highest burden countries.
5. 784,838 HIV tests were done in the year

CHALLENGES



1. *Inadequate financial resources to support health services/interventions provided by CSOs to vulnerable communities. This limit the scope and reach of programmes.*
2. *Weak coordination among actors involved in tobacco control, leading to lack of coherence and consistency in the interventions being implemented. Additionally, tobacco industry interference with tobacco control policy formulation and implementation continues to be a big challenge in enforcing the FCTC and national Tobacco Control Act.*
3. *Lack of up-to-date data on unsafe abortion deaths that are linked to teenage pregnancy. Kenya is relying on data collected in 2014 which does not provide a clear picture of the current state/level of unsafe abortion deaths.*
4. *Most of the health services targeting key populations are provided by non-state actors with 100% donor funding. There is a risk that the services might not be available if donors exit.*
5. *Health services for key population mainly focus on HIV and sexual and reproductive health services, leaving out other health and quality of life services that key populations need.*
6. *Fear, stigmatisation and discrimination prevent key populations such as lesbian, gay, bisexual and transgender from accessing available health services.*
7. *There is limited access to comprehensive sex education and information on abortion among women and girls.*

GAPS



1. *Limited and unequally distributed incentives for community health volunteers across different counties. This has led to demotivation which negatively affect the performance of community health volunteers.*
2. *Lack of an effective mechanism to document the progress in implementation of the WHO Framework*

Convention on Tobacco Control.

3. *Lack of a coordinated approach for collecting, updating and sharing data on tobacco control.*
4. *Interference by the tobacco industry prevents effective implementation of tobacco control legislation. This is compounded by underfunding of the Tobacco Control Board, which makes it difficult for the board to execute its duties.*
5. *Limited focus on structural interventions such as stigma response mechanisms which play a key role in HIV prevention among key populations such as men having sex with men and male sex workers.*
6. *Delays in policy implementation. For instance, six months after (by December 2019) the court reinstated the Standard and Guidelines for Reducing Morbidity and Mortality from Unsafe Abortion in Kenya, the Ministry of Health had not resumed training of health professionals on provision of safe and legal abortion, dissemination of the standards and guidelines and provision of services to women and girls.*

LEAVE NO ONE BEHIND



Those who are at risk of being left behind include the ageing population who have limited resources to access health services. In the implementation of the WHO FCTC, tobacco growers have been left behind in so far as they have not been supported adequately to transition to alternative economically viable livelihoods. The FCTC recommend a reduction in tobacco production by helping farmers to transition to alternative ventures. Key populations such as men sex workers, people who use drugs and transgender communities are being left behind in access to health services as they are criminalised, and face discrimination and stigma.

SDG INTERLINKAGES



SDG 3 is linked to poverty eradication (Goal 1) because a healthy population has the ability to work and earn to get out of poverty. Additionally, establishing a health system that protects citizens from the risk of

catastrophic health expenditure prevents households from falling into poverty when one of them is taken ill. Advocating for a reduction in tobacco use and production through an increase in tax contributes to efforts to address climate change (Goal 13) since all stages of cigarette production lead to greenhouse gas emission. Enhancing access to health services among key populations such as men having sex with men plays a key role in addressing inequalities (Goal 10). Furthermore, enhancing access to sexual and reproductive health services among adolescents/girls promotes achievement of better educational outcomes (Goal 4) and enhance gender equality (Goal 5). This is because such services can help in reducing teenage pregnancies that make girls drop out of school.

ALIGNMENT TO NATIONAL POLICIES

Implementation of tobacco taxation in line with the FCTC promotes the objectives of the Kenya Health Policy 2014-2030 which include reduction of the rising burden of non-communicable diseases caused by risk factors such as tobacco. In addition, advocating for an increase in tobacco taxes supports progress towards realisation of the Big Four Agenda and the third Medium Term Plan of Vision 2030 by generating revenues that can be used to implement development priorities. Efforts aimed at improving access to HIV treatment are aligned to and support achievement of the objectives of Kenya AIDS Strategic Framework and National Adolescent Sexual Reproductive Health Policy.

PLANS FOR 2020

1. NTA and IILA will continue with tobacco tax advocacy, specifically pushing for harmonization of the tax structure so that all cigarettes are taxed equally. They will also be advocating for a higher tax rate to reach the level recommended by the FCTC.
2. NTA is planning to conduct research on how the tobacco industry undermines domestic resource/revenue mobilisation and the impact of tobacco

control in Kenya.

3. Centre for Reproductive Rights will continue to advocate for implementation of the court decision on the Standard and Guidelines for Reducing Morbidity and Mortality from Unsafe Abortion in Kenya, abolition of detention of women after giving birth in health facilities due to inability to pay hospital bills, and improving the quality of care for women seeking maternal health services.
4. Amref Kenya will continue to support marginalised and less privileged groups to access health services.

RECOMMENDATIONS

1. The government should fast track and finalise ratification of the Protocol to Eliminate Illicit Trade in Tobacco Products.
2. The government, CSOs and donors should prioritise interventions aimed at supporting tobacco farmers to transition to alternative economic activities to reduce tobacco production.
3. The Ministry of Health should collaborate with relevant government agencies to develop a mechanism for monitoring tobacco control interventions.
4. The government should provide universal access to quality, affordable and acceptable sexual and reproductive services and information to adolescent girls. This should include elimination of barriers to access to contraceptives.
5. The government should enhance participation of key populations and vulnerable groups in planning and implementing SDG 3.
6. The government and donors should raise awareness among CSOs to understand their roles and how to contribute to achievement of SDG 3.



ENSURE INCLUSIVE AND EQUITABLE QUALITY EDUCATION AND PROMOTE LIFELONG LEARNING OPPORTUNITIES FOR ALL

CONTRIBUTORS: Global Peace Foundation Kenya, Humanity Inclusion, MindMe, Twaweza East Africa, VSO Kenya, Strathmore University, The East African Centre for Human Rights, Kakenya’s Dream, Akili Dada, 350 Kenya, African Population and Health Research Center, Dignitas Project,

The Government of Kenya aims to provide quality, relevant and inclusive education for all to transform the country to a knowledge economy, and to promote social cohesion and sustainable development. To this end, the government embarked on implementing major reforms in the education sector to improve access. In particular, the government introduced Free Primary Education Programme and Free Day Secondary Education Programme in 2003 and 2008 respectively. In 2017, the capitation grants were increased from KES 1,020 to KES 1,420 per student in all public primary schools and from KES 10,265 to KES 22,244 per student in all public secondary schools. The government has been implementing curriculum reforms and in 2020 began to implement the Competency-based Curriculum to enhance educational outcomes. Other reforms include expansion of school infrastructure and increasing the number of teachers. These reforms have contributed to an increase in enrolment in primary and

National Level	9
47 Nairobi	7
Regional Level	4
23 Turkana	4
42 Kisumu	3
44 Migori	3
3 Kilifi	2
8 Wajir	2
11 Isiolo	2
18 Nyandarua	2
31 Laikipia	2
43 Homa Bay	2
7 Garissa	1
13 Tharaka-Nithi	1
15 Kitui	1
19 Nyeri	1
22 Kiambu	1
24 West Pokot	1
26 Trans-Nzoia	1
33 Narok	1
41 Siaya	1
45 Kisii	1
46 Nyamira	1
1 Mombasa	0
2 Kwale	0
4 Tana River	0
5 Lamu	0
6 Taita–Taveta	0
9 Mandera	0
10 Marsabit	0
12 Meru	0
14 Embu	0
16 Machakos	0
17 Makueni	0
20 Kirinyaga	0
21 Murang'a	0
25 Samburu	0
27 Uasin Gishu	0
28 Elgeyo–Marakwet	0
29 Nandi	0
30 Baringo	0
32 Nakuru	0
34 Kajado	0
35 Kericho	0
36 Bomet	0
37 Kakamega	0
38 Vihiga	0
39 Bungoma	0
40 Busia	0



secondary schools. Primary completion rate increased from 79.3% in 2014 to 84.2% in 2018, whereas primary to secondary school transition rate increased from 76.1% in 2014 to 83.3% in 2018. Despite this progress, access to quality education in Kenya is still plagued by a number of challenges including inadequate infrastructure, shortage of teachers and underfunding.



CSOs' contribution to Goal 4

In 2019, CSOs contributed to SDG 4 through interventions aimed at creating an environment conducive to learning, providing scholarships to disadvantaged learners, and improving teachers' skills through training and capacity building programmes. CSOs also contributed through infrastructural development, training the youth and providing technical support to the Ministry of Education. Furthermore, CSOs played a key role in the formulation of policies and advocating for effective policy implementation.

Overview of Targets

1. **Target 4.3:** *By 2030, ensure equal access for all women and men to affordable and quality technical, vocational and tertiary education, including university*
2. **Target 4.5:** *By 2030, eliminate gender disparities in education and ensure equal access to all levels of education and vocational training for the vulnerable, including persons with disabilities, indigenous peoples and children in vulnerable situations*
3. **Target 4.6:** *By 2030, ensure that all youth and a substantial proportion of adults, both men and women, achieve literacy and numeracy*
4. **Target 4.a:** *Build and upgrade education facilities that are child, disability and gender sensitive and provide safe, non-violent, inclusive and effective learning environments for all*
5. **Target 4.c:** *By 2030, substantially increase the supply of qualified teachers, including through international cooperation for teacher training in developing countries, especially least developed countries and small island developing States*

TARGET 4.3: By 2030, ensure equal access for all women and men to affordable and quality technical, vocational and tertiary education, including university

INDICATOR 4.3.1: Participation rate of youth and adults in formal and non-formal education and training in the previous 12 months, by sex.

The activities implemented by CSOs to promote formal and non-formal education and training include the following:

1. *Strathmore University, through its Macheo Programme trained 16 high school graduates on life*

skills to enable them to transition successfully to universities locally and abroad.

2. *Global Peace Foundation, through its Leadership Development and Entrepreneurship Programme, trained vulnerable youth from urban and rural communities to equip them with leadership, entrepreneurship and basic computer skills.*
3. *Akili Dada implemented a leadership capacity building programme that benefited 150 students in three universities – Pwani University, Maseno University, and Chuka University. The programmes were aimed at equipping the students with leadership skills. They also trained 40 young women leaders in women rights organization.*

4. VSO Kenya supported skills and enterprise development among 60 adolescents/young people with disabilities (34 male and 26 female) from Kisumu, Siaya and Wajir counties.
5. Strathmore University established mentorship workcamps for secondary schools in Kisumu, Turkana and Kwale.

TARGET 4.5: By 2030, eliminate gender disparities in education and ensure equal access to all levels of education and vocational training for the vulnerable, including persons with disabilities, indigenous peoples and children in vulnerable situations

INDICATOR 4.5.1: Parity indices (female/male, rural/urban, bottom/top wealth quintile and others such as disability status, indigenous peoples and conflict-affected, as data become available) for all education indicators on this list that can be disaggregated.

To ensure inclusive access to education, CSOs implemented the following interventions:

1. Akili Dada provided scholarships to 52 female students in five secondary schools in Kilifi, Kiambu, Nairobi and Turkana counties.
2. Humanity Inclusion implemented an inclusive education programme in Kakuma Refuge Camp to ensure access to education among vulnerable groups such as refugees and children with disabilities.
3. The East African Centre for Human Rights (EACH Rights) conducted a study to map the schools in one informal settlement to determine the extent of privatisation. They also worked with the National Council for Nomadic Education in Kenya (NACONEK) to map all Alternative Provision to Basic Education and Training (APBET) schools in Nairobi. This was aimed at understanding the number of children who are not being served by the public education system and those who are exposed to hazardous learning conditions in unregistered schools.

4. VSO Kenya facilitated enrolment and attendance of 368 children with disabilities (197 boys and 171 girls) in schools in three counties – Kisumu, Siaya and Wajir. VSO Kenya provided technical support to the Ministry of Education to review the Special Needs Education Policy and to develop the operational guidelines to enhance access to education among students with special needs. They also supported the Ministry of Education to raise awareness about the policy and operational guidelines in the Coastal and Nyanza regions.
5. VSO Kenya contributed to efforts to eliminate gender disparities in education by supporting 400 educationally marginalised adolescent girls to enrol for accelerated learning and empowerment support in Isiolo and Migori counties.

Case study 3 below highlights VSO Kenya's efforts to promote inclusive education

CASE STUDY 3 – VSO Kenya's project on enhancing access to quality education and lifelong learning for children and adolescents with disabilities

The project aimed to integrate the voices of children in the implementation of inclusive education. Accordingly, the project team worked with children and adolescents with disabilities aged 4 to 18 years to identify what excites them at home, in their community and in school. This enabled the children to identify the stresses and shocks around them and the interesting moment that they enjoy. The children provided feedback, describing instances of abuses and violence at home and in their communities, which made them wish to remain in school rather than to stay at home. The feedback is expected to inform policies on inclusive education by addressing issues such as the abuses that prevent children from learning/accessing education.

TARGET 4.6: By 2030, ensure that all youth and a substantial proportion of adults, both men and women, achieve literacy and numeracy

MindMe International launched the Laibu Mataani Initiative to enhance educational outcomes, including improving the proficiency of children and young people in reading and mathematics. The initiative involved establishing safe study community spaces, equipped with solar PV and tech-hubs in informal settlements and marginalised rural areas. In addition, Strathmore University provided outside classroom support for boys and girls who are studying in secondary schools in informal settlements in Nairobi.

TARGET 4.A: Build and upgrade education facilities that are child, disability and gender sensitive and provide safe, non-violent, inclusive and effective learning environments for all

INDICATOR 4.A.1: Proportion of schools with access to: (a) electricity; (b) the Internet for pedagogical purposes; (c) computers for pedagogical purposes; (d) adapted infrastructure and materials for students with disabilities; (e) basic drinking water; (f) single-sex basic sanitation facilities; and (g) basic handwashing facilities

Global Peace Foundation, through their Leadership Development and Entrepreneurship Programme installed Internet in the high schools that participated in the programme. This is expected to facilitate access to the Internet for learning purposes.

EACH Rights, Africa Population and Health Research Centre, Women Educational Researchers of Kenya, MapKibera, and Elimu Yetu Coalition worked together with NACONEK to document the nature of learning conditions in 1,677 low fees private and APBET schools in low income settlements in Nairobi. They documented the state of the infrastructure and learning materials for students with disabilities, as well as access to safe drinking water, sanitation and handwashing facilities in the schools.

TARGET 4.C: By 2030, substantially increase the supply of qualified teachers, including through international cooperation for teacher training in developing countries, especially least developed countries and small island developing States

INDICATOR 4.C.1: Proportion of teachers in: (a) pre-primary; (b) primary; (c) lower secondary; and (d) upper secondary education who have received at least the minimum organized teacher training (e.g. pedagogical training) pre-service or in-service required for teaching at the relevant level in a given country.

In 2019, CSO contributed to efforts to equip teachers with appropriate skills in a number of ways:

1. Global Peace Foundation trained teachers in a selection of schools on Information and Communications Technology with a focus on Java and database management.
2. Strathmore University supported 10 schools in Kitui County through teacher training, parental engagement and training students on life skills.
3. VSO Kenya provided continuous professional development support to 510 (310 male and 190 female) teachers on child centred pedagogical skills and competences in Turkana (Kakuma refugee camp), Kisumu, Siaya and Wajir counties.
4. VSO Kenya strengthened the Ministry of Education's efforts to ensure inclusive education by training and coaching 106 stakeholders (41 male and 65 female) consisting of head teachers, teachers, school board of management, members of parent's association and quality assurance and standard officers in Kisumu, Siaya and Wajir counties. The training was aimed at equipping the participants with the knowledge and skills to deliver inclusive education based on the competency-based curriculum.
5. EACH Rights, Africa Population and Health Research Centre, Women Educational Researchers of Kenya, MapKibera, and Elimu Yetu Coalition worked together with NACONEK to document the type and level of qualifications obtained by 15,635 teachers and whether the teachers were registered by the

Teachers Service Commission. The data was collected from low fees private and APBET schools in low income settlements in Nairobi to provide baseline information to inform CSOs' advocacy.

6. *Diginitas delivered training and school-based coaching to 1,029 teachers and school leaders from 200 schools to build their capacity for instructional leadership and learner engagement and to promote a classroom culture that improve students' achievement and wellbeing.*



SUCCESSES

The safe learning spaces established by MindMe International in Mathare had positive impacts. One of the primary school boys who used the safe space scored 408 marks in the Kenya Certificate of Primary Education (KCSE). As a result, the boy joined Starehe Boys Centre -one of the best performing high schools that serve boys from poor/vulnerable families. Additionally, the safe spaces provided a convenient alternative learning centre for teenage mothers who had dropped out of school. The community also used the facility to discuss social issues and to develop their own solutions.

Global Peace Foundation's training programmes on Java and database management reached 100 teachers from 30 schools in 2019. In addition, their ICT/ computer technology training programmes reached 900 students from 30 schools. The Foundation also established innovation hubs in over 20 schools in Nairobi, Siaya and Machakos counties.

VSO Kenya's technical support to the Ministry of Education contributed to the implementation of policy measures to remove systemic barriers to inclusion of children with disabilities in learning processes. Their work also enabled marginalised girls to learn in more flexible and adapted learning environment in Migori and Isiolo counties to avoid being left behind.

Humanity Inclusion converted Kalobeyi Primary School into a model inclusive education school with inclusive pedagogy and involvement of the community

in making inclusive education a reality. This innovation could be replicated in other parts of the country to promote inclusive education.

In 2019, 50% of the students who participated in Strathmore University's Macheo Programme in the informal settlements scored C+ and above in the Kenya Certificate of Secondary education. The programme has been providing life skills to students as described in case study 4 below. In addition, 100% of the girls who were supported by Akili Dada at high school level in 2019 transitioned to university both locally and abroad.

CASE STUDY 4 – Strathmore University’s Macheo Programme

The aim of the Macheo Programme is to give hope to students who are adversely affected by the hostile daily conditions they live in. The Macheo life skill sessions are aimed at modelling the character of the participating students so that they can become self-reliant and overcome adversity. This is achieved through seven ways which include character talks, parent meetings, mentoring students, talks in schools, promoting conducive learning environment, extracurricular activities and academic seminars. In the least three years – 2016 to 2018 – the performance of the programme’s students in KCSE has been above the national average (Figure 2).

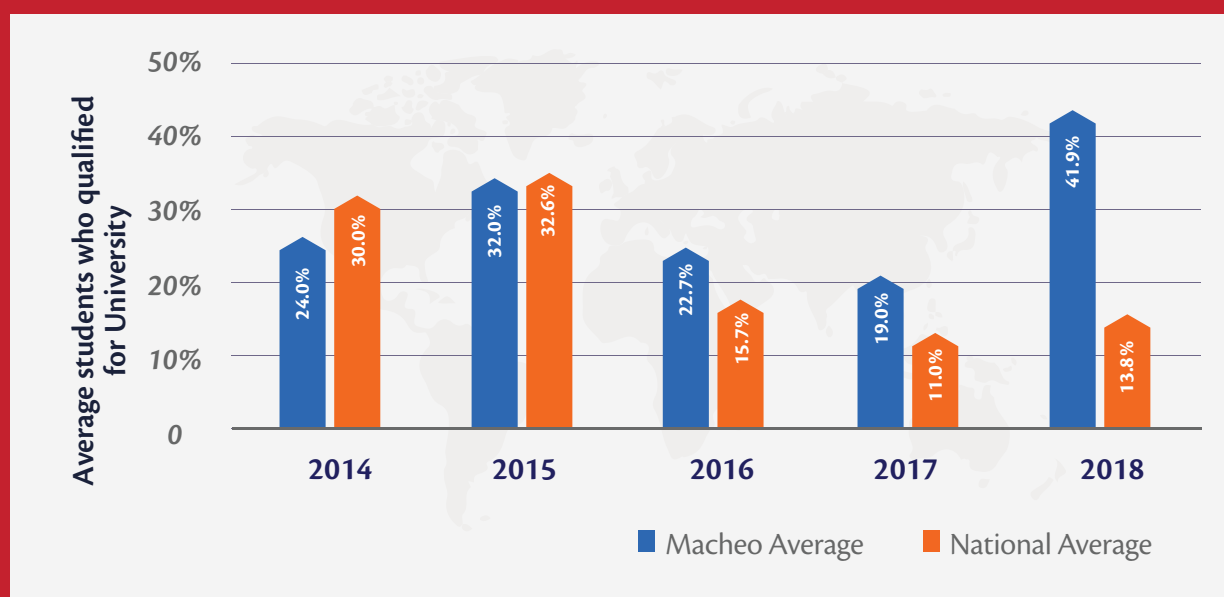


Figure 6: A comparison of the performance of students participating in the Macheo Programme with the national average performance in KCSE

Source: Strathmore University

CHALLENGES



1. The schools in informal settlements receive inadequate support from the government to enhance learning. For instance, some schools are at the risk of being closed because their buildings do not meet safety standards.
2. Data on quality of education does not take into account issues that are specific to informal settlements such as the fact that students in such areas live in small and congested houses, which prevent them from learning at home. This affects students’ performance, especially as the country rolls out the competency-based curriculum that requires parents’ involvement in their children’s learning at home.
3. Lack of coordination and peer learning among CSOs that are implementing education programmes, especially in emergency/humanitarian contexts such as Dadaab Refugee Camp leads to duplication of projects and little sharing of best practices to improve programme outcomes.
4. Lack of up-to-date and disaggregated data on out of school children, especially in hard to reach areas

makes it difficult to promote inclusive education. The out of school children are likely to be left behind if they remain invisible.

5. *Negative cultural practices such as early/child marriages continue to slow efforts to reduce gender disparities in education.*
6. *Inadequate implementation of education policies and regulations, especially those relating to low fee private schools in urban informal settlements. This has contributed to poor learning conditions for children who are attending such schools.*

GAPS



1. *The government is implementing 100% transition from primary to secondary education. However, it has failed to provide adequate financial support to secondary schools, especially those in informal settlements to expand infrastructure to accommodate more students.*
2. *Lack of a functional curriculum that is suitable for out of school adolescent youth to improve their cognitive skills.*
3. *Lack of an integrated information system that provides data on children with disabilities to facilitate planning and following up on their progress with education.*

LEAVE NO ONE BEHIND



Those who are at the risk of being left behind include children living in informal settlements as they go to schools that have inadequate infrastructure and equipment due to financial constraints. Children and young women with disabilities are also being left behind because of inaccessible infrastructure and stigmatization, which prevent them from accessing education. In addition, orphans and vulnerable children are being left behind because they lack adequate support/resources to access education and some are forced to drop out of school due to poverty.

Adolescent mothers who are not able to go back to school after giving birth are also at risk of being left

behind since most schools are not willing to readmit them and they also suffer from discrimination/stigmatization that prevent them from going back to school. Moreover, girls from some communities are likely to be left behind due to cultural practices such as female genital mutilation.

SDG INTERLINKAGES



Promoting inclusive education by supporting vulnerable groups such as children with disabilities and girls from marginalised communities helps in reducing socio-economic inequalities (Goal 5 and 10). Quality education also contributes to poverty eradication (Goal 1), and inclusive and sustained economic growth and access to decent work (Goal 8) as it equips children with skills for employment in future.

ALIGNMENT TO NATIONAL POLICIES



The programmes that are being implemented to promote inclusive education are aligned to the National Education Sector Plan, Education Act, and Child protection Act that have been designed to ensure every child realises their right to education. Promoting quality education is also aligned to Vision 2030's social pillar, which aims to provide globally competitive quality education and training to all Kenyans for development and improved well-being.

PLANS FOR 2020



1. *MindMe International will set up four more solar powered safe study spaces in informal settlements. They will also green the environment around the study spaces by planting more trees. MindMe International will also continue to support and encourage more teenage mothers to use the safe study spaces and to go back to school.*
2. *Global Peace Foundation plans to scale up the scope of its programme by reaching 40 schools and implementing technology-related hackathons and entrepreneurship summit for high schools across the country.*

3. *Akili Dada will conduct capacity building for 21 women executive directors in women rights organizations. They will also offer scholarships to 82 young girls in select high schools and implement a leadership capacity building programme that will reach 150 female students in three universities – Chuka, Maseno and Pwani.*
 4. *Strathmore University will continue to support schools in informal settlements and 10 schools in Kitui County. They will also support schools in Turkana, Kwale and Kisumu counties.*
 5. *Humanity Inclusion will promote innovation in inclusive education and share best practices in inclusive education programming.*
 6. *VSO Kenya will scale up inclusive education programming in fragile areas. They will also scale up accelerated learning in refugee camps and conduct advocacy to hold the government to account on quality and inclusion matters in the education sector.*
 7. *Dignitas will deliver training and school-based coaching to 450 teachers and school leaders from 130 schools to build their capacity for instructional leadership and learner engagement and to ensure a classroom culture that promotes student achievement and wellbeing. This is expected to improve the learning outcomes of 33,000 children in primary and pre-primary schools in marginalised communities in Nairobi, Machakos, Homa-Bay and Nyandarua.*
5. *The national government should strengthen efforts to implement policies/legislation aimed at addressing cultural practices such as female genital mutilation and child marriage, which slow access to education.*
 6. *The government should establish adequate public schools, including expanding existing ones in urban informal settlements to accommodate all children.*
 7. *The government should address staff shortages in public schools by recruiting adequate teachers.*

RECOMMENDATIONS



1. *The government should leverage the competency-based curriculum to equip students with life skills to improve educational outcomes.*
2. *A more localised and bottom up approach should be adopted to address the challenges and barriers to accessing quality education.*
3. *CSOs and the government should partner and encourage sharing of best practices within the country and across the eastern Africa region on enhancing quality and inclusion in education.*
4. *The national government should provide adequate*

5 GENDER EQUALITY



Training Participants - Gender Responsive Budgeting - held on 24th/25th July, 2019 in Nairobi, Kenya

Photo Credits: @SDGKenyaForum

ACHIEVE GENDER EQUALITY AND EMPOWER ALL WOMEN AND GIRLS

CONTRIBUTORS: Kenya Female Advisory Organisation (KEFEADO), OXFAM, Women's Empowerment Link (WEL), Centre for Rights Education and Awareness (CREAW), Equality Now, Federation of Women Lawyers (FIDA Kenya), Go Mashinani, Girls not Brides, Islamic Relief, Plan International, Zamara Foundation, Grassroots Organisation Operating Together in Sisterhood (GROOTS), Believe mental health care organization, SDGs Kenya Forum

Kenya aims to achieve gender equality by creating a just society that accords all women, men, boys and girls, equal access to opportunities in the social, economic, cultural and political spheres of life. To this end, Kenya has achieved a number of milestones that include gender mainstreaming, affirmative action, and establishing funds aimed at reducing gender disparities such as the Women Enterprise Fund. Furthermore, progress has been made in enacting policies and legislation that promote gender equality such as the National Human Rights Policy, Marriage Act, Matrimonial Properties Act, the Land Act, National Policy on Gender and Development, National Policy on Prevention and Response to Gender-Based Violence, and Protection Against Domestic Violence Act. While these initiatives are laudable, greater effort is required to ensure equality in areas such as leadership and political representation given that women currently account for only 23.3% of parliamentary seats. In addition, a recent review of gender equality in the private sector, focusing on companies listed at the Nairobi Securities Exchange showed that women account for only 23% of the board members in listed companies. Furthermore, girls in marginalised areas continue to face challenges in accessing education and health services due to poverty and harmful cultural practices.

Regional Level 6	
National Level 4	
42 Kisumu	4
47 Nairobi	4
2 Kwale	2
3 Kilifi	2
15 Kitui	2
16 Machakos	2
34 Kajiado	2
36 Bomet	2
41 Siaya	2
1 Mombasa	1
9 Mandera	1
13 Tharaka-Nithi	1
20 Kirinyaga	1
32 Nakuru	1
33 Narok	1
40 Busia	1
4 Tana River	0
5 Lamu	0
6 Taita-Taveta	0
7 Garissa	0
8 Wajir	0
10 Marsabit	0
11 Isiolo	0
12 Meru	0
14 Embu	0
17 Makueni	0
18 Nyandarua	0
19 Nyeri	0
21 Murang'a	0
22 Kiambu	0
23 Turkana	0
24 West Pokot	0
25 Samburu	0
26 Trans-Nzoia	0
27 Uasin Gishu	0
28 Elgeyo-Marakwet	0
29 Nandi	0
30 Baringo	0
31 Laikipia	0
35 Kericho	0
37 Kakamega	0
38 Vihiga	0
39 Bungoma	0
43 Homa Bay	0
44 Migori	0
45 Kisii	0
46 Nyamira	0





CSOs' contribution to Goal 5

Apart from implementing specific interventions to ensure gender equality, CSOs also focused on raising awareness about SDG 5 generally to ensure the participation of all stakeholders in its implementation. Examples of such initiatives include Go Mashinani's sensitisation programme that reached over 300 women in 15 women groups to enhance their understanding of SDG 5. Additionally, Kenya Female Advisory Organization raised awareness about SDG 5 through a public forum in Kisumu County, which was attended by 45 women and 25 men. They also held 15 radio programmes to create awareness on SDG 5 through local radio stations such as Radio Sahara, Namlolwe, Victoria and Osienala FM.

The SDG Forum Kenya has also been holding the government (both national and subnational) accountable in the promotion, planning, financing and implementation of SDGs and gender equality priorities (SDG 5) in the 6 counties of Nakuru, Bomet, Kitui, Kisumu, Kilifi, and Kajiado. Baseline studies undertaken in 2019 indicated that that on one hand, Kenya has made significant strides in the promotion of gender equality and women empowerment. On the other hand, the study further noted that the country is guided by an out-dated gender policy of 2000, with attempts to review it since 2011. At the subnational level, the Executive arm of the County government and the legislative arm seemed to focus on major infrastructure projects and had no regard for gender concerns (and other social sectors) in their programming. Also, in all the counties (Nakuru, Bomet, Kitui, Kisumu, Kilifi, and Kajiado), it was not clear how the role of gender officers posted in counties should interlink with other departments (within the county) and with national offices- particularly when it comes to gender mainstreaming and gender responsive budgeting.- given that SDG5 and gender is a cross-cutting theme. On the state of engendering budgets, the baseline study showed that both national and county governments acknowledge GRB - there were efforts of allocating resources to specific actions and

interventions or programs that have a direct bearing on the needs of women and men - but there was no evidence of this happening in practice. Consequently, the study recommended that gender mainstreaming capacity training workshops be held for county technical officers including the county Finance staff - which has been undertaken in the project.

Overview of Targets

1. **Target 5.1:** *End all forms of discrimination against all women and girls everywhere*
2. **Target 5.2:** *Eliminate all forms of violence against all women and girls in the public and private spheres, including trafficking and sexual and other types of exploitation*
3. **Target 5.3:** *Eliminate all harmful practices, such as child, early and forced marriage and female genital mutilation*
4. **Target 5.4:** *Recognize and value unpaid care and domestic work through the provision of public services, infrastructure and social protection policies and the promotion of shared responsibility within the household and the family as nationally appropriate*
5. **Target 5.5:** *Ensure women's full and effective participation and equal opportunities for leadership at all levels of decision-making in political, economic and public life*
6. **Target 5.6:** *Ensure universal access to sexual and reproductive health and reproductive rights as agreed in accordance with the Programme of Action of the International Conference on Population and Development and the Beijing Platform for Action and the outcome documents of their review conferences*
7. **Target 5.c:** *Adopt and strengthen sound policies and enforceable legislation for the promotion of gender equality and the empowerment of all women and girls at all levels*

TARGET 5.1: End all forms of discrimination against all women and girls everywhere

INDICATOR 5.1.1: Whether or not legal frameworks are in place to promote, enforce and monitor equality and non-discrimination on the basis of sex.

Equality Now engaged with policymakers through advocacy and capacity building to facilitate development and implementation of policies to achieve SDG 5. Their work contributed to enactment of the Female Genital Mutilation Policy in Kajiado County, Sexual and Gender-based Violence Policy in Kisumu County and initiation of the development of Sexual and Gender-based Violence Policy in Kwale County.

Women's Empowerment Link (WEL) conducted a study on gender responsive service delivery in Kitui and Bomet counties. The study was aimed at informing development of a database that provides sex-disaggregated information to facilitate monitoring and reporting on implementation of gender responsive policies and service delivery in the two counties.

WEL also supported Kitui County's Members of County Assembly, the county executive committee members and community members (opinion leaders) to develop a draft women empowerment fund bill, a draft gender bill and draft gender policy. These policies and legislation when finalised are expected to promote gender equality by addressing the challenges that slow the progress of women.

Kenya Female Advisory Organization (KEFEADO), working through the Kisumu County Gender Technical Working Group, lobbied for the domestication of the National Sexual Gender-based Violence Policy in Kisumu County. Their advocacy work was aimed at facilitating integration of gender equality, as well as inclusion and empowerment of special interest groups in development and service delivery in the county.

TARGET 5.2: Eliminate all forms of violence against all women and girls in the public and private spheres, including

trafficking and sexual and other types of exploitation

INDICATOR 5.2.1: Proportion of ever-partnered women and girls aged 15 years and older subjected to physical, sexual or psychological violence by a current or former intimate partner in the previous 12 months, by form of violence and by age.

Violence against women remains a major public health and human rights concern in Kenya. This underscores the need for innovative approaches to address sexual and gender-based violence. Accordingly, the Centre for Rights Education and Awareness (CREAW) adopted and used the SASA! Model to mobilise men, women and youth in the communities where they work to end violence against women and girls. The SASA! Model is an innovative approach designed to inspire, enable and structure effective community mobilisation to prevent all forms of violence against women. CREAW's approach involved training community activists who conducted a series of dialogues to enable members of their communities to understand the power dynamics between women and men, its effects and how it can be used to prevent violence against women.

Other interventions implemented by CREAW include training of officers from a selection of health facilities in Kilifi and Meru counties on legal documentation, treatment and management of gender-based violence survivors. The health departments in both counties were also supported to conduct supervisory visits to improve treatment and management of gender-based violence cases. Moreover, CREAW trained police officers in the target counties on various aspects of managing gender-based violence cases such as evidence preservation and investigation.

Islamic Relief Kenya also implemented peace-building programmes in Mandera County to ensure peaceful coexistence of the local communities. This was expected to reduce the violent conflicts that often affect women disproportionately.

INDICATOR 5.2.2: Proportion of women and girls aged 15 years and older subjected to sexual violence by persons other than an intimate partner in the previous 12 months, by age and place of occurrence.

Plan International distributed bicycles to 5,626 girls in secondary school in Kisumu County to reduce their vulnerability to sex offenders, especially the motorbike taxi operators (boda boda) who they rely on to commute to school. This contributed to a reduction in the number of girls getting pregnant in the beneficiary schools by 20% in 2019. Moreover, Equality Now implemented capacity building programmes aimed at raising awareness among duty bearers and law enforcement officers including the police, chiefs, prosecutors, and gender and children officers, on enforcing laws and policies to protect women and girls from sexual violence. Case study 5 below highlights Plan International's work on school related gender-based violence.

CASE STUDY 5– Plan International's enhanced education governance programme

Plan International partnered with the Ministry of Education to train school boards of management on their roles and responsibilities. The training was delivered in 89 schools and reached 440 participants (194 male and 246 female). The training improved the knowledge of the board members on gender sensitivity and positive discipline in schools. In addition, the project provided training to teachers on school related gender-based violence and positive discipline. The teachers who participated in the training demonstrated ability to apply and share the acquired knowledge.

TARGET 5.3: Eliminate all harmful practices, such as child, early and forced marriage and female genital mutilation

INDICATOR 5.3.1: Proportion of women aged 20-24 years who were married or in a union before age 15 and before age 18.

Equality Now supported the campaign to end child marriages through improved law enforcement. Their work involved raising awareness among law enforcement officers such as the police, chiefs, prosecutors, and gender and children officers to improve enforcement of existing laws to curb child marriage.

INDICATOR 5.3.2: Proportion of girls and women aged 15-49 years who have undergone female genital mutilation/ cutting, by age.

Available data shows that the prevalence of female genital mutilation (FGM) among women in the age bracket of 15 to 49 years stands at 21% in Kenya. Girls from poor households and those whose mothers lack education are more likely to undergo FGM. Equality Now promoted eradication of FGM by raising awareness among the police, chiefs, prosecutors, and gender and children officers to enforce laws that are meant to address FGM. In addition, Equality Now trained journalists from national and subnational media outlets on monitoring implementation of SDG 5 and coverage of human rights violations using a gender and human rights lens. This led to coverage of cases of gender and human rights violation in Narok, Kajiado, Kwale, Kisumu and Busia counties.

TARGET 5.4: Recognize and value unpaid care and domestic work through the provision of public services, infrastructure and social protection policies and the promotion of shared responsibility within the household and the family as nationally appropriate

INDICATOR 5.4.1: Proportion of time spent on unpaid domestic and care work, by sex, age and location.

In 2019, Oxfam conducted a study on unpaid care and domestic work and published a report titled 'Gendered patterns of unpaid care work in Nairobi's informal settlements.' The objective of the study was to create an understanding of how unpaid care and domestic work impacts men, women, boys and girls at the household level in five informal settlements in Nairobi – Kibera, Mathare, Mukuru, Kawangware and Korogocho. Oxfam also launched a policy brief 'Unlocking sustainable development in Africa by addressing unpaid care and domestic work' on 3rd February 2020 at Addis Ababa at the margins of the 2020 African Union Summit. The objective of the policy brief is to influence regional policies at the African Union on unpaid care and domestic work. Oxfam is currently offering technical and financial support to the Kenya National Bureau of Statistics in undertaking a National Time Use survey.

TARGET 5.5: Ensure women's full and effective participation and equal opportunities for leadership at all levels of decision-making in political, economic and public life

INDICATOR 5.5.1: Proportion of seats held by women in (a) national parliaments and (b) local governments.

Plan International conducted a campaign aimed at enhancing equal representation in leadership positions. Their project provided opportunities to over 20 girls to experience being in top leadership positions such as the speaker of the National Assembly for a day. This activity was aimed at preparing and mentoring the girls to take up leadership, including in areas dominated by men.

WEL conducted advocacy and training to increase the participation of women in leadership and governance positions in Kitui County (See Case study 6). Moreover, WEL, through Kitui County's gender department, participated in a radio talk show hosted by a local radio station – Wikwatyo FM. The talk show was used to raise awareness among community members on

TARGET 5.5 of SDG 5 to ensure effective participation and representation of women in leadership positions.

CASE STUDY 6 – Women Empowerment Link's gender champions training

Women Empowerment Link trained gender champions in Kitui County to reach out to community members. One of the trained champions who is a religious leader has been using his knowledge to sensitize members of his church on gender equality and the importance of participation of women in leadership. He also uses his knowledge to mobilise support for the participation of women in leadership by sensitizing members of the community in different platforms.

INDICATOR 5.5.2: Proportion of women in managerial positions

Providing women with equal opportunities to develop as men through training and mentorship is key to addressing gender disparities in leadership. Accordingly, Plan International supported 192 girls to enrol into various vocational institutions in Kajiado, Nairobi and Kisumu counties. This was meant to enable the girls to acquire the skills required to start their businesses or to access decent jobs including holding managerial positions.

TARGET 5.6: Ensure universal access to sexual and reproductive health and reproductive rights as agreed in accordance with the Programme of Action of the International Conference on Population and Development and the Beijing Platform for Action and the outcome documents of their review conferences

INDICATOR 5.6.1: Proportion of women aged 15-49 years who make their own informed decisions regarding sexual relations, contraceptive use and reproductive health care.

Plan International conducted over 100 health rights awareness sessions in 2019 to improve the ability of women to make informed decisions regarding reproductive health and sexual relations. The sessions reached 1,550 girls in 20 schools in Tharaka Nithi County and Machakos County. The knowledge gained through the health rights sessions enabled the girls to be more assertive and decisive on their sexuality.

TARGET 5.C: Adopt and strengthen sound policies and enforceable legislation for the promotion of gender equality and the empowerment of all women and girls at all levels

INDICATOR 5.C.1: Proportion of countries with systems to track and make public allocations for gender equality and women's empowerment.

In 2019, CSOs focused on training state and non-state actors, raising awareness, conducting advocacy and providing a platform for citizens to engage with the government to ensure public budgets, particularly at the subnational level are gender responsive.

These activities include the following:

- KEFEADO trained 30 Members of County Assembly (22 male and 8 female) and 20 county officials (7 female and 13 male) on gender responsive budgeting. This contributed to improved mobilisation and participation of citizens in county budgeting processes.
- WEL trained 18 female Members of County Assembly in Kitui County. The training was aimed at equipping the legislators with the skills to understand the county budgeting process, monitor county expenditure and promote participation of women in the budgeting process. They also trained 30 gender champions (23 female and 7 male), six male county officials and 15 grassroots women on

gender responsive budgeting, women rights, and advocacy in Kitui County. The participants were equipped with the skills to advocate for gender responsive county budgets.

- Equality Now trained state and non-state actors on county planning and budgeting processes. Their training was meant to ensure implementation of County Integrated Development Plans including allocation of adequate resources to end sexual violence and harmful practices such as female genital mutilation and child marriage.
- In Kilifi, the SDG Kenya Forum has supported ongoing work on the draft policy targeting adolescents and youth on Sexual and Reproductive Health Rights (SRHR). Additionally, an anti-GBV policy was prepared with inputs from various stakeholders (including FIDA Kenya) and is currently with the county executive - awaiting deliberation by citizens during public participation.
- In Nakuru county, the SDG Kenya Forum and its partner GROOTS Kenya did advocacy work that resulted in successfully passing of the Gender Bill. Notably however, Nakuru is yet to pass its gender mainstreaming policy; they instead opted to start with the bill and it will therefore be important to study the impact of having the gender bill in place before policy guidelines.
- Oxfam's gender responsive budget programme provided citizens with the space and voice to exercise their rights and influence the budgeting process. Case study 7 below provides more details about the programme. Girls Not Brides, through their member - Kenya Muslim Youth Development Organization - conducted advocacy in Kilifi County to ensure inclusion of gender programmes such as public awareness campaign on child marriage in the final annual workplan that informed the County Fiscal Strategy Paper. As a result, gender programmes with a budget of KES 14,280,000 were included in the county's workplan.

CASE STUDY 7 – Oxfam’s gender responsive budgeting for government and citizens

The project sought to enhance service delivery to women, girls and youth, drawing from the fact that gender neutral budgets often have unintended consequences. The project mobilised women in Nairobi County to understand the budget making process and to participate in it to increase their voice in resource allocation. Women in the project locations set six priorities for their communities to be included in the county budget. These included provision of water and sanitation services, building health facilities, establishment of early childhood development centres, provision of streetlights, enhancing access to roads (sidewalks and drainage systems) and improving access to markets (more spaces/stalls for selling). Overall, 800 women from informal settlements such as Kawangware and Korogocho participated in the budget process by advocating for allocation of more resources for health, education and water services. The women also conducted follow-ups to ensure implementation of the budgeted projects.

their businesses or to start new ones, leading to a 48% increase in their income on average. The project also raised awareness on national social protection schemes, leading to an increase in enrolment in National Health Insurance Fund from 14% to 35.5% and National Social Security Fund from 5% to 34.02% in the target informal settlements. The awareness creation programme reached 576,816 people (300,033 female and 266,783 male) in the five informal settlements. Oxfam’s work on unpaid care and domestic work also improved the recognition and appreciation of unpaid care work by community members and duty bearers. It also contributed to improved investment by the government in care-reducing basic services such as water, sanitation, and education.

The peace-building programmes (training) implemented by Islamic Relief Kenya led to placement of 698 people (353 male and 345 female) in various peace committees/forums in three sub-counties in Mandera County. The forums played a key role in improving peace/reducing violent conflicts in the community by providing a platform for different stakeholders to discuss and address causes of conflicts/violence.

CREAW’s advocacy through community dialogues raised awareness among men and women on the forms and consequences of violence against women. Additionally, 60% of the schools in which CREAW trained school heads and teachers on school gender-based violence adopted measures to prevent and respond to violence against girls. In the health sector, CREAW’s training on legal documentation, treatment and management of gender-based violence survivors in Kilifi County and Meru County led to improved court attendance by health service providers as expert witnesses in gender-based violence cases. Kilifi and Meru counties also developed protocols to guide health service providers on how to handle gender-based violence cases.

The training provided by CREAW to police officers on gender-based violence led to establishment of gender desks with safe spaces in police stations for survivors of gender-based violence to report their cases in a

SUCCESSES



Oxfam linked its unpaid care and domestic work project with its tax justice programme to create synergies and improved outcomes. Their Wezesha Jamii Project, for instance, mobilised 30,516 women (20,274 female small-scale traders and 10,242 women domestic workers) who were clustered into 950 groups, spread across five informal settlements in Nairobi namely, Mukuru, Kibera, Kawangware, Mathare and Korogocho. The women were trained on leadership and governance leading to stronger, better-managed and vibrant women groups. Additionally, the women were trained on business and vocational skills, which enabled 65% of them to either improve

manner that protects their privacy and confidentiality. CREAM's advocacy also led to enactment of a sexual and gender-based violence policy in Meru County. In addition, the Government of Meru County developed a monitoring and evaluation framework and established an interagency technical working group on gender-based violence to facilitate implementation of the policy.

CREAW also promoted the participation of women in leadership and advocating for their rights. For instance, in Nyeri County CREAM's work led to establishment of a local women group called Sauti ya Mama which leads advocacy on women's rights and other issues such as maternal health and food security. A similar approach was taken in Meru County where women formed a group called Wajibu Wetu Women Group to advocate for their rights and participation in leadership.

Also, CREAM were involved in the work of the county government of Bomet which eventually passed the Bomet County Enterprise Development Bill in December 2019. The bill establishes a revolving fund for purposes of financing start up and existing businesses, including agri-business, the micro- and small enterprises business sector.

In Kajiado, there were gender related bills and policies (Gender Policy, Women Economic empowerment, Anti FGM policy, Youth policy, Child protection policy) at various stages. For this period, the SDG Kenya Forum and its partner White Ribbon Alliance supported the county government's validation and launch of Kajiado's Anti-FGM policy which took place on 9th December, 2019.

CHALLENGES



1. While the norms on unpaid domestic work are changing, the pace of change is very slow due to resistance anchored on the highly patriarchal system.
2. Ensuring transparency and accountability in programmes that promote gender equality is difficult due to limited sharing of expenditure data by county

governments. This makes it difficult for CSOs and citizens to hold county governments to account.

3. Language barriers slow efforts to raise awareness on SDG 5 and other SDGs to promote their implementation and citizen involvement. This is attributed in part to lack of SDG training materials that have been translated to local languages.
4. Inaccessibility due to terrain and poor infrastructure makes it difficult to reach vulnerable communities/groups in remote areas that require support to reduce gender disparities.
5. Harmful cultural beliefs and practices slow achievement of SDG 5 targets such as enhancing women's right to access and own land and other forms of property.
6. Inadequate core funding limits the extent to which women rights organizations can strengthen their operational capacities and expand the scope of their programmes to fast track reduction of gender inequalities.
7. Poor coordination among departments and government officials in some counties prevent implementation of projects that are aimed at addressing gender inequalities.
8. The major challenge for all actors at policy level and grassroots level is the lack of expertise in gender, gender mainstreaming and gender analysis and project formulation. The teams at the county especially are yet to understand the process of budget making as far as gender is considered in the very design of programs and interventions.

GAPS



1. Inconsistency and/or lack of disaggregated data to monitor the progress and impact of the affirmative action programmes being implemented by the government.
2. Lack of tools and systems at the national and county level to collect disaggregated data that relate to various aspects of gender equality such as the amount of time spent by women and men on unpaid work and the prevalence of gender-based violence.

LEAVE NO ONE BEHIND



Women and girls living in informal settlements and hard to reach remote areas are at risk of being left behind. The factors contributing to this risk include poverty, low educational attainment, inadequate access to basic services, exclusion from decision-making processes, teenage pregnancies and harmful cultural practices such as female genital mutilation and child marriage. Girls and women with disabilities are also likely to be left behind due to discrimination and poverty. In addition, lesbians, gays, bisexuals, transgender and intersex community are at risk of being left behind due to limited access to basic services and lack of a voice to claim their rights.

SDG INTERLINKAGES



SDG 5 has linkages and synergies with a number of other SDGs. In particular, giving women equal rights to economic resources contributes to eradication of poverty (Goal 1), ending hunger (Goal 2) and promoting inclusive economic growth (Goal 8) and reduction of socio-economic inequalities within the country (Goal 10). Provision of basic services such as health care (Goal 3), clean energy for cooking and lighting (Goal 7) and water and sanitation (Goal 6) contribute to achievement of SDG 5 by reducing the amount of time women spend on unpaid care work in order to participate in economic activities. Furthermore, promoting access to education (Goal 4) among vulnerable girls contributes to efforts to reduce gender disparities in leadership and income.

ALIGNMENT TO NATIONAL POLICIES



Promoting gender equality is aligned to Vision 2030, particularly the social pillar which seeks to build a just and cohesive society with social equality. Efforts by CSOs to reduce gender disparities in political, economic and social spheres of life are also aligned to the objectives of gender policies such as the National Policy on Gender and Development, 2019, National Policy on Prevention and Response to Gender-Based Violence, and Protection Against Domestic Violence Act, 2015.

PLANS FOR 2020



CSO plan to implement the following activities in 2020: Oxfam will publish and launch a policy brief on unpaid care and domestic work and conduct advocacy through media engagement to shift social norms on unpaid care work. Oxfam will also conduct three studies on women in political leadership. The first will seek to create understanding on the perceptions, norms and systems that influence formal voting patterns and its impacts on women's participation in political leadership. The second will provide evidence on the opportunity costs of not electing women in political leadership positions in Kenya. The third study will focus on women empowerment, providing evidence to eliminate critical barriers to economic empowerment of women.

Islamic Relief Kenya will continue to implement peace programmes and reach out to all marginalised communities in Mandera County.

WEL will train young women and girls on leadership and business skills through mentorship and business incubation programmes. They will also build the capacities of county executive committee members responsible for gender to develop and implement gender-responsive policies in the counties. Additionally, WEL will implement training programmes to equip relevant county staff with skills to ensure gender responsive budgeting. WEL will develop county case studies on gender equality innovations, best practices and lessons learnt that can be replicated across counties.

KEFEADO will establish community action groups that will track the progress of women in accessing loans and establish a gender-tracking tool to monitor implementation of gender policies.

CREAW will contribute to a reduction in violence against women including supporting access to comprehensive response for survivors. They will also support equal access to opportunities/rights and participation of women in leadership opportunities. Additionally,

CREAW will promote access to comprehensive and integrated sexual and reproductive health services among women and collect and share quality data for organizational learning and advocacy.

Grassroots Organisation Operating Together in Sisterhood will hold community dialogues and roundtable meetings with policymakers and gender advocates to raise awareness on SDG 5.

Go Mashinani will reach more women through trainings. They will also conduct grassroots (ward level) research on the progress of women in accessing a share of property from their biological parents.

Equality Now will support implementation of intergovernmental framework for gender sector working groups which will provide expertise and support to the county gender departments on implementation of gender programmes. They will also enhance SDG accountability at regional and international level including a call to action on goal 5.3 to ensure recognition of FGM as a global problem.

Girls not Brides will hold the inaugural Kenya Girls Summit on ending child marriage and a high-level meeting with UN organizations and national government ministries to discuss the status of the National Plan of Action on Child Marriage. They will also explore the linkages between child marriage and FGM interventions.

4. *Advocacy and campaigns aimed at eradicating gender disparities should focus on grassroots/county level to reach marginalised communities and groups that are being left behind.*
5. *It is also recommended by practitioners that Gender Responsive Budgeting be entrenched in law, preferably through amendment of the Public Finance Management Act (2012).*

RECOMMENDATIONS



1. *CSOs should adopt a multi-stakeholder approach, working with state and non-state actors to implement SDG 5.*
2. *Strengthen efforts to raise awareness on SDG 5, especially in northern Kenya where the prevalence of injustices against women perpetuate gender inequalities.*
3. *A gender-tracking tool should be developed by CSOs and adopted to monitor the progress of county governments in mainstreaming gender in their development plans and budgets.*

6 CLEAN WATER AND SANITATION



Photo Credits: @PiusKilonzo/Google.com



ENSURE AVAILABILITY AND SUSTAINABLE MANAGEMENT OF WATER AND SANITATION FOR ALL

CONTRIBUTORS: Kenya Water for Health Organization (KWAHO), Kenya Water and Sanitation Civil Societies Network (KEWASNET), Hakijamii, WASH Alliance Kenya, Living Water International, Community Asset Building And Development Action (CABDA).

Access to safe drinking water, hygiene and sanitation (WASH) services is critical for the health and well-being a population as it prevents the spread of disease-causing germs. Yet in Kenya, 41% of the population rely on unimproved drinking water sources and 71% depend on unimproved sanitation services. There are also significant inequalities in access to drinking water from an improved source. For instance, whereas 85% of the urban population has access to water from an improved source only 50% of the rural population has access. Limited access to drinking water from an improved source and improved sanitation services exposes the underserved populations to a number of risks and challenges including waterborne diseases, catastrophic health expenditure, absenteeism in school and limited availability of time for women to engage in productive activities to earn an income.

10 Marsabit	2
National Level	1
2 Kwale	1
21 Murang'a	1
31 Laikipia	1
42 Kisumu	1
43 Homa Bay	1
Regional Level	0
1 Mombasa	0
3 Kilifi	0
4 Tana River	0
5 Lamu	0
6 Taita-Taveta	0
7 Garissa	0
8 Wajir	0
9 Mandera	0
11 Isiolo	0
12 Meru	0
13 Tharaka-Nithi	0
14 Embu	0
15 Kitui	0
16 Machakos	0
17 Makueni	0
18 Nyandarua	0
19 Nyeri	0
20 Kirinyaga	0
22 Kiambu	0
23 Turkana	0
24 West Pokot	0
25 Samburu	0
26 Trans-Nzoia	0
27 Uasin Gishu	0
28 Elgeyo-Marakwet	0
29 Nandi	0
30 Baringo	0
32 Nakuru	0
33 Narok	0
34 Kajjado	0
35 Kericho	0
36 Bomet	0
37 Kakamega	0
38 Vihiga	0
39 Bungoma	0
40 Busia	0
41 Siaya	0
44 Migori	0
45 Kisii	0
46 Nyamira	0
47 Nairobi	0





CSOs' contribution to Goal 6

Overview of Targets

1. **Target 6.1:** *By 2030, achieve universal and equitable access to safe and affordable drinking water for all*
2. **Target 6.2:** *By 2030, achieve access to adequate and equitable sanitation and hygiene for all and end open defecation, paying special attention to the needs of women and girls and those in vulnerable situations*
3. **Target 6.5:** *By 2030, implement integrated water resources management at all levels, including through transboundary cooperation as appropriate*
4. **Target 6.6:** *By 2020, protect and restore water-related ecosystems, including mountains, forests, wetlands, rivers, aquifers and lakes*
5. **Target 6.b:** *Support and strengthen the participation of local communities in improving water and sanitation management*

TARGET 6.1: By 2030, achieve universal and equitable access to safe and affordable drinking water for all

INDICATOR 6.1.1: Proportion of population using safely managed drinking water services

Watershed Empowering Citizens is a strategic partnership programme that seeks to strengthen the capacity of CSOs to conduct evidence-based lobbying and advocacy on water, sanitation and hygiene services and integrated water resource management issues. The programme is being implemented in Laikipia County and Kajiado County by six CSOs - Kenya Water for Health Organization (KWAHO), Kenya Water and Sanitation Civil Societies Network, Neighbours Initiative Alliance, Centre for Social Planning and Administrative Development, Mount Kenya Ewaso Nyiro Partnership, and Akvo Foundation. In 2019, the six CSOs conducted a water quality, water functionality and user satisfaction survey to gather evidence to inform water and sanitation sector interventions in Laikipia and Kajiado counties. The findings of the survey have been adopted by Laikipia County to inform provision of water and sanitation services.

KWAHO also implemented the following activities:

1. *Supported the establishment of Laikipia County Water, Sanitation and Hygiene/Water Resource Management (WASH/WRM) forum to plan, coordinate and supervise implementation of programmes aimed at enhancing access to WASH.*
2. *Conducted advocacy and raised awareness on the Laikipia County Public Participation Act 2014 to ensure increased participation of marginalised groups in decision-making processes during planning and budgeting for county services such as WASH.*
3. *Trained over 60 public benefit organizations and 30 citizen groups on various thematic areas to strengthen their capacity to hold county governments to account in provision of WASH services.*

Community Asset Building and Development Action (CABDA), with financial support from Simavi, enhanced access to water in targeted communities through water scheme and spring protection. They also built the capacity of community members to operate and maintain WASH facilities.

Hakijamii worked with Water Action Groups and Water Monitoring Teams to organise communities in Nairobi (Mukuru) and Mombasa and to develop a monitoring framework to ensure inclusive delivery of water services as a human right. Hakijamii also promoted accountability and prioritization of community led solutions to enhance access to water services.

TARGET 6.2: By 2030, achieve access to adequate and equitable sanitation and hygiene for all and end open defecation, paying special attention to the needs of women and girls and those in vulnerable situations

INDICATOR 6.2.1: Proportion of population using safely managed sanitation services, including a hand-washing facility with soap and water.

KWAHO adopted the Community Led Total Sanitation (CLTS) approach to promote eradication of open defecation in Kwale County. The CLTS approach is an innovative way of mobilising communities to eradicate open defecation by taking their own actions to become open defecation free. The approach takes into account the fact that merely providing toilets does not guarantee their use or lead to improved sanitation and hygiene. KWAHO also implemented sensitization programmes to raise awareness on menstrual hygiene among students and teachers.

CABDA enhanced access by constructing sanitation facilities in a selection of schools. They also conducted children hygiene and sanitation training in schools and Community-led Total Sanitation training to ensure improved access to and use of improved sanitation and hygiene services.

WASH Alliance Kenya provided technical support for

the development of the National Menstrual Health and Hygiene Policy. They also worked with 10 partners to promote multi-stakeholder coordination, knowledge management and accountability to ensure improved delivery of water, sanitation and hygiene services.

TARGET 6.5: By 2030, implement integrated water resources management at all levels, including through transboundary cooperation as appropriate

INDICATOR 6.5.1: Degree of integrated water resources management implementation (0-100)

Wetlands International East Africa (WIEA) promoted transboundary cooperation by working with local, national and regional organizations to develop decision support tools to manage sustainably, the wetlands of transboundary significance based on an ecosystem approach. This included development of transboundary wetland management plans, investment project plans and setting up transboundary governance systems to oversee their implementation, and addressing conflicts.

WIEA also conducted evidence-based policy advocacy to support the development of national, county and local water sector frameworks for the management and effective utilization of water resources. This included support to develop National Wetlands Regulations, county water policies and sub-basin level management plans.

TARGET 6.6: By 2020, protect and restore water-related ecosystems, including mountains, forests, wetlands, rivers, aquifers and lakes

INDICATOR 6.6.1: Change in the extent of water-related ecosystems over time.

WIEA raised awareness on sustainable ecosystem management and restoration, including integrated water resource management and climate change adaptation. Their work focused on improving networks and collaboration with the government, CSOs and the

private sector for improved participation, enhanced water resource governance and strengthened community resilience through development of alternative livelihoods.

WIEA also conducted research on the role of biodiversity and water-related ecosystems in the provision of water in adequate quantities and acceptable quality. The research entailed ecosystem hazard and risk assessments, economic valuation of ecosystems and prioritisation of identified measures for implementation or mainstreaming into wider development policies, plans and projects.

TARGET 6.B: Support and strengthen the participation of local communities in improving water and sanitation management

INDICATOR 6.B.1: Proportion of local administrative units with established and operational policies and procedures for participation of local communities in water and sanitation management.

Kenya Water and Sanitation Civil Society Network (KEWASNET) developed a guide to policy development to enable actors/CSOs to meaningfully contribute to policy making processes in the respective counties where they work. KEWASNET also conducted studies to enhance its members' knowledge/understanding of the SDGs and participation in major policy dialogue events such as the Kenya Sanitation Conference, the East Africa Water Summit and the Stockholm World Water Week. In addition, KEWASNET developed a report on the participation/contribution of CSOs in delivery of WASH and water resource management.



SUCCESSES

1. The establishment of Laikipia County WASH/WRM forum with the support of KWAHO has contributed to better coordination of interventions by providing opportunities for stakeholders to engage and cooperate in the implementation of WASH programmes.
2. KWAHO's advocacy and awareness creation work on hygiene reached 2,742 students, 37 teachers and 400 men and women who were sensitized on menstrual hygiene management.
3. KWAHO's CLTS programme led to eradication of open defecation among 10,103 people and adoption of basic hand washing solutions by 18,520 people in Kwale County. Case study 8 below summarises the outcomes of a study that KWAHO and Simavi conducted in Laikipia County.
4. WIEA's programmes contributed to the development and adoption of Sub-catchment Management Plans for areas where water resources are contested or scarce such as Kajiado, Laikipia, Isiolo and Samburu. This has helped to leverage financial resources for implementation of measures aimed at protecting water catchment areas. Additionally, the capacity of 42 Water Resource User Associations and CSOs to integrate water resources management in WASH to ensure water security was improved. This included establishment of multi-stakeholder platforms through WIEA's support to ensure sustained dialogue and cooperation.
5. WIEA's work also contributed to incorporation of specific water-related ecosystem services into national and county development processes. For instance, the findings from their study on the economics for ecosystems and biodiversity in Tana River were incorporated in the Tana River County Integrated Development plan and Land Use Plan, which are already being implemented. Other achievements by WIEA include establishment of new partnerships and multi-stakeholder platforms to engage in water resources management at different levels. These include Nyeri Umbrella Water Resource Users Association in Nyeri County and the Ewaso Ng'iro North Basin Inter-County Dialogue.
6. CABDA drilled a borehole and constructed a water kiosk that benefits 12,288 households. The use of clean water from the borehole has contributed to a reduction of diarrhoea and other waterborne diseases in the community. They also established groups in which 242 members were provided with loans to engage in economic activities. This was meant to empower the community members

economically so that they can pay for water services to ensure sustainability. CABDA's training programmes reached 1,285 children who acquired knowledge on hygiene and sanitation.

CASE STUDY 8 – Outcomes of a study conducted by KWAHO and Simavi

KWAHO and Simavi conducted a study on adherence to regulated pro-poor water access tariffs in low-income areas, focusing on informal settlements in Nanyuki, Laikipia County. The findings of the study led to the following outcomes:

1. *Nanyuki Water and Sewerage Company Limited (NAWASCO) adopted the use of prepaid water meters to ensure adherence to pro-poor water tariffs by the water kiosk operators who distribute water to the public.*
2. *NAWASCO in partnership with the Water Services Regulatory Board conducted trainings on the use of Maji Voice Feedback Mechanism – a platform that allows the public to provide feedback to water services providers on the issues/challenges affecting them.*
3. *NAWASCO adopted a new strategic plan covering the period 2019-2023 that incorporates measures to reach the unserved and the underserved populations in Nanyuki Town, Laikipia County.*

CHALLENGES



1. *Access to water and sanitation is slowed by policies that are not sensitive to the needs of vulnerable groups such as people with disabilities.*
2. *Inadequate availability and use of data for planning, designing, implementing and monitoring water, hygiene and sanitation services.*
3. *Duplication of efforts in implementation of WASH interventions due to poor coordination among state and non-state actors involved in the provision of the services.*
4. *Inadequate water and sanitation infrastructure makes it difficult to provide services to all citizens, especially in informal settlements.*
5. *Financial constraints coupled with high cost of developing water and sanitation infrastructure slow progress in provision of WASH services. Inadequate funding also limits the ability of institutions such as Water Resource User Associations and Community Forest Associations to undertake ecosystem protection.*
6. *Climate change and variability is a major constraint*

to provision of adequate water to all citizens due to frequent droughts.

7. *While most water service providers have a pro-poor tariff to enhance access, the tariffs are not always used, leading to exclusion of the poor and vulnerable households.*
8. *There is inadequate capacity for monitoring and reporting on changes as a result of integrated water resources management and water-related ecosystem conservation measures.*

GAPS



The main gaps include inconsistencies and uncertainty in the quality/authenticity of the data collected by various government organizations to inform provision of WASH services. In addition, the available data is not disaggregated adequately and does not provide insights on key areas such as the extent to which the public participates in the designing and implementation of WASH programmes. Access to/dissemination of country level data, particularly on SDG Target 6.5 and 6.6 is also limited.

LEAVE NO ONE BEHIND



The groups that have been left behind in access to WASH services include the youth, women and people with disabilities. A number of factors contribute to exclusion of these groups including limited participation in decision making processes, poverty and infrastructure/facilities that do not meet the needs of people with disabilities. Overall, geographical and/or environmental factors and political interference in service delivery also contribute to exclusion of vulnerable groups in provision of WASH services.

SDG INTERLINKAGES



There are important linkages and synergies between SDG 6 and other Goals. Enhancing access to drinking water from an improved source and improved sanitation and hygiene services contribute to reduction of disease burden (Goal 3), and allows women to spend more time on productivity economic activities, leading to inclusive economic growth (Goal 8), poverty reduction (Goal 1) and eradication of hunger (Goal 2). Furthermore, addressing climate change (Goal 13) and strengthening partnerships between state and non-state actors (Goal 17) are important for achievement of SDG 6.

However, there are potential conflicts with a few SDGs. So, for instance, efforts to enhance economic growth (Goal 8) to promote industrialisation (Goal 9) and to enhance food production (Goal 2) if not implemented in a sustainable manner can lead to significant increase in demand and use for water, thereby undermining achievement of SDG 6.

ALIGNMENT TO NATIONAL POLICIES



CSOs' efforts to enhance access to water, hygiene and sanitation services, are aligned to the Constitution of Kenya 2010 which assures Kenyans of the right to reasonable standards of sanitation and clean and safe water in adequate quantities under Article 43(1). The interventions are also aligned to the Water Act 2016 which aims to address the barriers to access to water.

Additionally, effective management of water resources including improving water-use efficiency is key to achievement of Vision 2030 and the Big Four Agenda targets such as ensuring food security which rely on adequate availability of water.

PLANS FOR 2020



KWAHO's plans for 2020 include:

1. Supporting sector coordination to improve delivery of programmes and services aimed at achieving SDG 6.
2. Conducting advocacy and lobbying to influence policies to ensure improved delivery of WASH services.
3. Implementing capacity development programmes to strengthen the capacity of citizens to participate in decision-making processes in the WASH sector.
4. Conducting research to generate evidence for policy advocacy.

RECOMMENDATIONS



1. *The government and CSOs should explore alternative financing mechanisms to ensure adequate resources are available for implementing SDG 6.*
2. *The government and CSOs should focus on generating credible evidence and data to inform the design, planning and implementation of WASH programmes that speak to the specific challenges and needs of the populations in different locations/counties.*
3. *The government should leverage indigenous knowledge to ensure ownership and the support of the public in management of water resources and ecosystems.*
4. *In locations where communities are vulnerable, CSOs should integrate service delivery and advocacy to enhance access to WASH. This approach could also enhance the interest and participation of communities in the implementation of SDG 6.*
5. *The government and CSOs should work together to continuously evaluate the impact of WASH interventions to ensure achievement of SDG 6.*



7 AFFORDABLE AND CLEAN ENERGY



National Level
15 Kitui

ENSURE ACCESS TO AFFORDABLE, RELIABLE, SUSTAINABLE AND MODERN ENERGY FOR ALL

CONTRIBUTORS: Sustainable Energy Access Forum-Kenya (SEAF-K), Access Coalition, World Wide Fund for Nature (WWF)

The Kenyan national electrification strategy aims to expand access to electricity to all citizens by 2022. Access to electricity increased from 32% in 2014 to 75% in 2018, both from grid and off-grid solutions. However, access to electricity from the national grid is still skewed, with 88.4% of households in urban areas having access compared with only 26.3% in rural areas. Overall, 86% of electricity in Kenya is generated from renewable sources, with geothermal, hydro and wind accounting for 46%, 36% and 3% respectively. However, three quarters of the population relies on polluting and disease-causing fossil fuels for cooking or heating purposes. While 53.6% of the urban population has access to clean energy for cooking (electricity, liquified petroleum gas, biogas and solar), only 6.4% of the rural population has access.





CSOs' contribution to Goal 7

Overview of Targets

1. Target 7.1: By 2030, ensure universal access to affordable, reliable and modern energy services

TARGET 7.1: By 2030, ensure universal access to affordable, reliable and modern energy services

INDICATOR 7.1.2: Proportion of population with primary reliance on clean fuels and technology

The Sustainable Energy Access Forum Kenya (SEAF-K) held a workshop to analyse Kenya's Energy Act, 2019. The workshop provided opportunities to identify gaps and provide recommendations for inclusion in the policy to facilitate equitable provision of clean energy services. SEAF-K also launched an energy outlook for Kitui County in 2019. Moreover, SEAF-K analysed the energy resources supply, demand and projections for Kitui County.

SUCSESSES



The Access Coalition, SEAF-K and Kenya Climate Change Working Group analysed the Energy Act 2019, and identified key take-aways for Energy CSOs. This was expected to inform CSO's advocacy work to promote improved provision of clean energy services.

CHALLENGES



1. Lack of up-to-date data on energy access, especially data on clean energy production and access rate.
2. There is inadequate support to households to enhance adoption and use of clean cooking technologies.

GAPS



1. Inadequate gender inclusion in development and implementation of energy policies and programmes.
2. Lack of proper enforcement of standards on solar technologies to catalyse their use.

LEAVE NO ONE BEHIND



The groups that are being left behind are the elderly, and poor households in rural areas and urban informal settlements who lack the resources to access clean energy services. These populations continue to depend on polluting fossil fuels that are harmful to their health and contribute to greenhouse gas emissions.

SDG INTERLINKAGES



Adopting clean and renewable energy contributes to addressing climate change (Goal 13). Clean and renewable energy services also enable women to avoid the respiratory diseases (Goal 3) associated with using firewood and enables women to reallocate the time spent on fetching firewood to more productive activities to reduce poverty (Goal 1) gender equality (Goal 5) and contribute to economic growth (Goal 8). Alignment to national policies

ALIGNMENT TO NATIONAL POLICIES



Promoting the use of clean energy services is aligned to the Energy Policy, Energy Act, and Climate Change

Act. It also supports achievement of Kenya's Vision 2030 and sector specific policies such as the National Forest Policy.

PLANS FOR 2020

In 2020 SEAF-K will implement the following activities:

1. *Support county governments through training county energy directors on how to lobby for increased allocation for renewable energy.*
2. *Document success stories on renewable energy in collaboration with the Access Coalition.*
3. *Participate in the Sustainable Energy for ALL Forum in Kigali*

RECOMMENDATIONS

1. *The national and county governments should focus on investing in provision of affordable clean energy for cooking given that over three quarters of the population still depend on fossil fuels.*
2. *The government should improve collection and analysis of disaggregated data to inform design and implementation of renewable energy solutions at the national and county levels.*
3. *The national and county governments should explore alternative sources of funding to ensure adequate resource availability for implementation of energy programmes.*

Photo Credits: @PiusKilonzo/Google.com



8 DECENT WORK AND ECONOMIC GROWTH



PROMOTE SUSTAINED, INCLUSIVE AND SUSTAINABLE ECONOMIC GROWTH, FULL AND PRODUCTIVE EMPLOYMENT AND DECENT WORK FOR ALL

CONTRIBUTORS: Fair Trade Africa, VSO Kenya, Garden of Hope Foundation

Kenya's economy continues to grow at a steady pace, with real gross domestic product increasing by 5.6% on average in the period 2014 to 2018. After a slowdown in 2017, in part due to a prolonged electioneering period, economic growth rebound in 2018 (Figure 3). The rebound is attributed to improved agricultural production, recovery in private consumption, affordable food prices and strong inflow of remittances. Nonetheless, Kenya's economic growth is vulnerable to climatic shocks due to reliance on climate-sensitive sectors such as agriculture, tourism, transport and energy. Additionally, unemployment remains a significant challenge in the country despite the steady economic growth. For instance, the 2019 Population Census shows that 2.6 million people, equivalent to 11.7% of the economically active population were unemployed in 2019. This calls for greater effort to ensure that economic growth is accompanied by creation of adequate decent jobs, especially for the youth.

- Regional Level 1
- National Level 1
- 16 Machakos 1
- 17 Makueni 1
- 29 Nandi 1
- 34 Kajjado 1
- 41 Siaya 1
- 47 Nairobi 1
- 1 Mombasa 0
- 2 Kwale 0
- 3 Kilifi 0
- 4 Tana River 0
- 5 Lamu 0
- 6 Taita-Taveta 0
- 7 Garissa 0
- 8 Wajir 0
- 9 Mandera 0
- 10 Marsabit 0
- 11 Isiolo 0
- 12 Meru 0
- 13 Tharaka-Nithi 0
- 14 Embu 0
- 15 Kitui 0
- 18 Nyandarua 0
- 19 Nyeri 0
- 20 Kirinyaga 0
- 21 Murang'a 0
- 22 Kiambu 0
- 23 Turkana 0
- 24 West Pokot 0
- 25 Samburu 0
- 26 Trans-Nzoia 0
- 27 Uasin Gishu 0
- 28 Elgeyo-Marakwet 0
- 30 Baringo 0
- 31 Laikipia 0
- 32 Nakuru 0
- 33 Narok 0
- 35 Kericho 0
- 36 Bomet 0
- 37 Kakamega 0
- 38 Vihiga 0
- 39 Bungoma 0
- 40 Busia 0
- 42 Kisumu 0
- 43 Homa Bay 0
- 44 Migori 0
- 45 Kisii 0
- 46 Nyamira 0



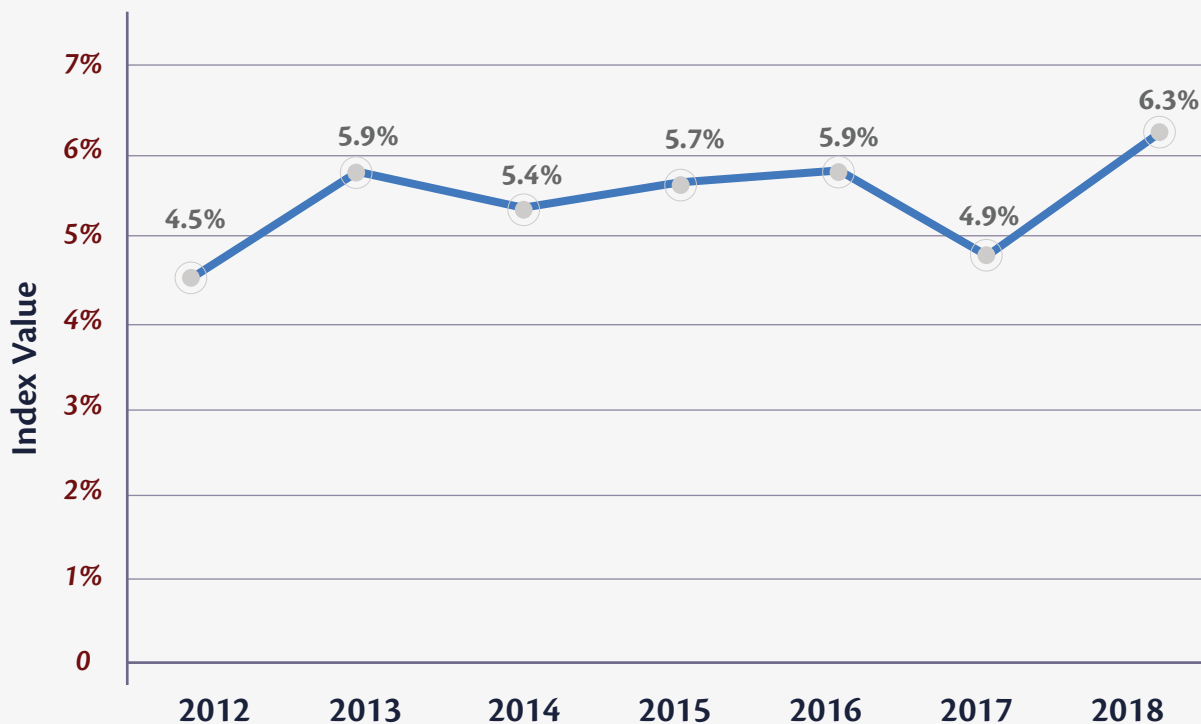


Figure 7: Trends in economic growth rate in Kenya, 2012 to 2018

Source: Development Initiatives based on data from Kenya National Bureau of Statistics



CSOs' contribution to Goal 8

Overview of Targets

There are results which participants found difficult to align to indicators – and which participants simply could mostly align to the targets. These are highlighted below:

1. **Target 8.3:** *Promote development-oriented policies that support productive activities, decent job creation, entrepreneurship, creativity and innovation, and encourage the formalization and growth of micro-, small- and medium-sized enterprises, including through access to financial services*
2. **Target 8.5:** *By 2030, achieve full and productive employment and decent work for all women and men, including for young people and persons with disabilities, and equal pay for work of equal value*
3. **Target 8.6:** *By 2020, substantially reduce the proportion of youth not in employment, education or training*
4. **Target 8.7:** *Take immediate and effective measures to eradicate forced labour, end modern slavery and human trafficking and secure the prohibition and elimination of the worst forms of child labour, including recruitment and use of child soldiers, and by 2025 end child labour in all its forms*
5. **Target 8.8:** *Protect labour rights and promote safe and secure working environments for all workers, including migrant workers, in particular women migrants, and those in precarious employment*

TARGET 8.3: Promote development-oriented policies that support productive activities, decent job creation, entrepreneurship, creativity and innovation, and encourage the formalization and growth of micro-, small- and medium-sized enterprises, including through access to financial services

Kenya has over the years developed a number of policies and legislation to promote decent job creation, and entrepreneurship. These include Employment Act, 2007, Sessional Paper no. 4 of 2013 on Employment Policy and Strategy for Kenya and Micro and Small Enterprises Act, 2012. In 2019, CSOs conducted lobbying and advocacy to ensure implementation of these policies to facilitate creation of decent job opportunities and inclusive growth.

TARGET 8.5: By 2030, achieve full and productive employment and decent work for all women and men, including for young people and persons with disabilities, and equal pay for work of equal value

INDICATOR 8.5.2: Unemployment rate, by sex, age and persons with disabilities

Garden of Hope Foundation trained unemployed youth and women on entrepreneurship, basic computer packages and financial management in two informal settlements in Nairobi, Kibera and Land Mawe, to enable them engage in self-employment. They also supported women in the two locations to engage in table banking to raise funds to start or support their business activities. The women were also trained on practical skills to start and run a business.

VSO Kenya also implemented capacity building programmes aimed at enhancing life skills, financial literacy, employability and entrepreneurship. They also provided linkages to employment and technical training.

TARGET 8.6: By 2020, substantially reduce the proportion of youth not in employment, education or training

Efforts aimed at promoting self-employment could reduce the proportion of the youth who are not in employment, education or training. Accordingly, Garden of Hope Foundation supported the youth they are working with to develop business ideas and business plans to promote entrepreneurship. They also supported implementation of viable business ideas by providing seed capital and mentoring young entrepreneurs in Land Mawe and Kibera. VSO Kenya also supported the youth to start businesses and provided support to enhance access to financial services.

TARGET 8.7: Take immediate and effective measures to eradicate forced labour, end modern slavery and human trafficking and secure the prohibition and elimination of the worst forms of child labour, including recruitment and use of child soldiers, and by 2025 end child labour in all its forms

Fairtrade supported stakeholders in the flower industry to adopt a participatory approach to track and eliminate child labour in the flower farms. The prevalence of child labour in Kenya remains high, despite the efforts that have been made by the government over the years to end it. The sectors that use child labour mostly include agriculture, domestic work, informal sector, mining and fisheries. Child labour prevent children from accessing education and exposes them to injuries and physical and sexual abuses.

TARGET 8.8: Protect labour rights and promote safe and secure working environments for all workers, including migrant workers, in particular women migrants, and those in precarious employment

INDICATOR 8.8.1: Frequency rates of fatal and non-fatal occupational injuries, by sex and migrant status

Fairtrade trained workers in the flower industry on hazardous materials. Such training programmes play a key role in equipping workers with the knowledge and skills to avoid occupational injuries and fatalities.

Indicator 8.8.2: Increase in national compliance of labour rights (freedom of association and collective bargaining) based on International Labour Organization (ILO) textual sources and national legislation, by sex and migrant status.

Fairtrade provided support to 48 certified organizations to abide by the Fairtrade Standards which ensure protection of the rights of workers in the flower industry. The certified organizations represent 20,000 workers in the flower farms. Fairtrade also implemented an anti-sexual harassment project in eight flower farms to reduce work related sexual harassment and gender-based violence in the farms. In addition, Fairtrade trained workers' representatives on workers' rights, negotiation skills, collective bargaining and establishing and strengthening workplace grievance reporting mechanisms.

SUCCESSES



Garden of Hope Foundation's entrepreneurship development programme provided training to 125 youth and women on entrepreneurship, basic computer packages and financial management. Of these, 32 youth and women started their own businesses/income generating activities. In addition, 49 youth who graduated from the programme have enrolled in colleges and vocational training centres to acquire more skills to enhance their ability to access job opportunities. Garden of Hope Foundation also trained 300 high school students on entrepreneurship. The training enabled the students to initiate income generating activities in their schools to support needy students and the schools' operations.

The training and support provided by Fairtrade contributed to improved reporting and management of sexual harassment in the target flower farms. The trained workers' representatives also gained knowledge and improved capacity to manage harassment of

workers in collaboration with the management of the flower farms. Moreover, the training is reported to have contributed to reduced workplace hostility and improvement in the productivity of workers in the flower farms. Fairtrade's training on negotiations and collective bargaining, contributed to speedy conclusion of a new collective bargain agreement for the 2020/21 fiscal year, leading to improved terms of service.

CHALLENGES



1. Efforts by the government and the private sector to create jobs have not been able to keep up with population growth. This perpetuates unemployment and underemployment, especially among the youth.
2. The informal sector, which is the largest source of employment continues to face several growth hurdles including limited access to credit, insurance, technology and modern equipment.
3. Slow implementation of measures to improve the business environment have led to persistence of regulatory barriers and burdensome licensing procedures that prevent entry of new companies and growth of existing ones to create decent jobs and to promote sustainable economic growth.
4. Inadequate skillsets that meet the needs of the market slow access to jobs and efforts to boost productivity.

GAPS



1. Lack of standard definition of 'decent work' makes it difficult to track progress towards realising SDG 8.
2. Limited availability and disaggregation of data by age and sex to inform implementation of interventions aimed at achieving SDG 8.

LEAVE NO ONE BEHIND



Although efforts are being made by the government and CSOs to promote inclusive growth and decent work, there are a number of groups that are likely to

be left behind. These include poor young mothers, women with disabilities, the youth who are out of employment and minority communities who have limited or no access to economic opportunities. In addition, casual workers/labourers are at risk of being left behind because they are not unionisable, making it difficult for them to bargain for better terms of service/employment including better pay, long-term contracts and paid leaves.

SDG INTERLINKAGES



Promoting inclusive economic growth and decent work for all by improving the labour participation of marginalised/vulnerable groups such as women and people with disabilities contributes to achievement of Goal 5 and Goal 10. Furthermore, addressing workers' concerns through collective bargain agreements, for instance, contributes to reduction of inequalities including gender-based disparities in income and employment. Bargaining for better terms of employment also enables workers to earn more which in turn contributes to poverty reduction (Goal 1) and eradication of hunger (Goal 2). Improved earnings also mean that workers have the resources needed to access health care (Goal 3) and education for their children (Goal 4).

ALIGNMENT TO NATIONAL POLICIES



Equipping the youth, women and men with the skills required to run a business and supporting them to start their own income generating activities through, for instance, provision of seed capital contributes to progress towards realisation of Vision 2030's goal of achieving and maintaining an average growth in GDP by 10% annually. In addition, efforts aimed at protecting workers' rights at the workplace such as flower farms are aligned to and contribute to achievement of the objectives of the Employment Act, 2007 and Sessional Paper no. 4 of 2013 on Employment Policy and Strategy for Kenya.

PLANS FOR 2020



Garden of Hope Foundation aims to support implementation of 150 start-ups for youth in marginalised communities, particularly in Kibera informal settlement. They will also equip 500 students in urban informal settlements and rural communities with entrepreneurship skills through training. Moreover, Garden of Hope Foundation will support 15 schools in urban informal settlements and rural communities to implement income generating activities to support their students to purchase books and stationery. Fairtrade will continue to work with certified organisations to ensure that the terms of employment for workers are improved in the flower industry. They will also continue to support workers to ensure establishment and operationalisation of effective workplace grievance reporting and resolution mechanisms.


RECOMMENDATIONS



1. *A clear definition of decent work should be developed to facilitate tracking of the progress made towards realising Goal 8.*
2. *A coordination framework should be established that brings together state and non-state actors to create synergies in implementation of interventions aimed at promoting inclusive growth and decent work.*
3. *Promote a multi-stakeholder approach in negotiating collective bargain agreements by involving workers. This will ensure negotiation of agreements that address the needs of workers to boost productivity while reducing disputes between employers and employees.*



10 REDUCED INEQUALITIES



REDUCE INEQUALITY WITHIN AND AMONG COUNTRIES

CONTRIBUTORS: Kenya Human Rights Commission (KHRC), United Disabled People of Kenya (UDPK), Development Initiatives, VSO Kenya

Kenya has made considerable progress in reducing inequality, but significant disparities in income and access to basic services abound. Kenya's Gini index reduced from 0.45 in 2005/06 to 0.39 in 2015/16, indicating a reduction in the level of inequality. However, in 2015/16 the richest 20% of the population controlled over half of the total expenditure (59.4%), while the poorest 20% controlled only 3.6%. This disparity was even much higher in Nairobi City County and Mombasa County where the richest 20% accounted for 86.4% and 78.2% of the total expenditure respectively while the share of the poorest 20% stood at only 0.3% in both counties. There are also significant differences in access to basic services including water, sanitation, and clean energy as already highlighted in the report. In the health sector, there are avoidable disparities in access to all types of care needed by Kenyans of different wealth status and living in different geographical locations. Access to health care is skewed in favour of the rich.

Regional Level	1
National Level	2
1 Mombasa	1
6 Taita–Taveta	1
12 Meru	1
31 Laikipia	1
37 Kakamega	1
43 Homa Bay	1
47 Nairobi	1
2 Kwale	0
3 Kilifi	0
4 Tana River	0
5 Lamu	0
7 Garissa	0
8 Wajir	0
9 Mandera	0
10 Marsabit	0
11 Isiolo	0
13 Tharaka-Nithi	0
14 Embu	0
15 Kitui	0
16 Machakos	0
17 Makueni	0
18 Nyandarua	0
19 Nyeri	0
20 Kirinyaga	0
21 Murang'a	0
22 Kiambu	0
23 Turkana	0
24 West Pokot	0
25 Samburu	0
26 Trans-Nzoia	0
27 Uasin Gishu	0
28 Elgeyo-Marakwet	0
29 Nandi	0
30 Baringo	0
32 Nakuru	0
33 Narok	0
34 Kajiado	0
35 Kericho	0
36 Bomet	0
38 Vihiga	0
39 Bungoma	0
40 Busia	0
41 Siaya	0
42 Kisumu	0
44 Migori	0
45 Kisii	0
46 Nyamira	0



Tracking the progress of those who are likely to be left behind is key to eliminating inequalities by providing timely data and information to inform decisions. DI's P20 Initiative, for instance, produces data that demonstrate whether the poorest 20% (the P20) of people are receiving their fair share of attention, investment and opportunity. The initiative focuses on three bellwether indicators, income, nutrition and civil registration, to understand whether the poorest 20% are making progress. The initiative promotes disaggregation of data by income quintile, gender, geography, age and disability to provide insights on people affected by poverty.

In 2019, Kenya made strides in promoting inclusive data collection by including marginalised groups such as the intersex population and individuals with albinism in the Census. Also, the census provided new data on the prevalence of disability. The Census found that 0.92 million or 2.2% of the total population aged five years and above have a disability. The prevalence of disability is higher in rural areas (2.6%) than urban areas (1.4%) and more women (0.52 million) than men (0.39 million) have a disability. Furthermore, 9,729 people have albinism and 1,524 persons are intersex.

While counting these groups is an important step towards enhancing inclusive development, specific interventions aimed at eliminating barriers to access to basic services and employment opportunities are required to eradicate inequalities. An analysis by DI in 2019, for instance, showed that the national government has made significant progress in creating legal, policy and institutional frameworks and designed specific programmes to support the progress of people with disabilities. However, the potential of existing programmes is limited by key challenges such as underfunding, overlaps and lack of disaggregated data on disability inclusion budget performance to ensure accountability through public scrutiny. Furthermore, a scoping analysis by DI in 2019 showed that the employment rate amongst people with disabilities was 23.6% with female employment rate at 27.1% which is slightly higher than that of male (20.1%). Persons with sight impairment had the highest employment rate at 28.8% while those with self-care impairments had the lowest employment rate at 3.5%. This shows that significant effort is required to enhance inclusion of people with disabilities in employment to eliminate income inequalities.



CSOs' contribution to Goal 10

Overview of Targets

1. *Target 10.3: Ensure equal opportunity and reduce inequalities of outcome, including by eliminating discriminatory laws, policies and practices and promoting appropriate legislation, policies and action in this regard*
2. *Target 10.7: Facilitate orderly, safe, regular and responsible migration and mobility of people, including through the implementation of planned and well-managed migration policies*

TARGET 10.3: Ensure equal opportunity and reduce inequalities of outcome, including by eliminating discriminatory laws, policies and practices and promoting appropriate legislation, policies and action in this regard

To discourage discrimination against people with disabilities, United Disabled People of Kenya implemented the following activities:

1. Prepared and presented a memorandum to the Building Bridges Initiative (BBI) Task Force to ensure inclusion and participation of people with disabilities in the BBI process. The memorandum also provided recommendations for consideration in the final BBI report to enhance the inclusion of people with disabilities in all aspects of development.
2. Established an online platform to enable people with disabilities to access information.
3. Advocated for the incorporation of the Washington set of questions in the 2019 Population Census to ensure people with disabilities are counted.
4. Conducted policy lobbying and advocacy to ensure inclusion of women with disabilities in all spheres of development at the grassroots level.
5. Participated in the implementation of the recommendations of the Global Disability Summit as the chair of an Inter-Agency Development Committee that is mandated to oversee implement the recommendations.

VSO, through its Leave No One Behind programme, gave a voice to the marginalised groups including people with disabilities, women and the youth, the poor who are living in informal settlements and older persons to contribute to implementation of SDGs. In addition, VSO collected data on the level of inequalities among marginalised communities.

TARGET 10.7: Facilitate orderly, safe, regular and responsible migration and mobility of people, including through the implementation of planned and well-managed migration policies

Developing a robust legal and policy framework is a critical step towards ensuring responsible management of migration. Accordingly, the national government has developed a Draft National Migration Policy to manage migration. The Kenya Human Rights Commission (KHRC) reviewed the Draft Migration Policy to identify gaps that needed to be addressed before finalisation and approval of the policy. In addition, KHRC in collaboration with the County Assembly Forum held a conference on migration in Kenya in December 2019. The conference provided an opportunity to (a) engage select Members of County Assemblies on migration in Kenya; (b) to link County Assemblies, national government and other stakeholders working on various aspects of migration; (c) to analyse the role of devolved governments in migration governance; (d) to analyse the draft National Migration Policy; and (e) to develop a memorandum for submission to the Ministry of Interior and Coordination of National Government.

SUCCESSES



KHRC's work led to successful partnerships with the Ministry of Interior and Coordination of National Government to redraft and refine the Draft Migration Policy to address existing gaps. They also established partnerships with the County Assembly Forum to ensure participation of county governments on matters related to migration. Additionally, the KHRC partnered with the Open Society Foundation to build capacity on best practices in development of comprehensive migration policies.

The data collected by VSO Kenya through its Leave No One Behind project informed county development planning and budgeting processes. The programme also improved the understanding of SDGs among marginalised groups to ensure their participation in the implementation of the Goals.

CHALLENGES



1. Inadequate knowledge/awareness about migration matters among county assemblies limit the extent

to which county governments can participate in development and implementation of migration policies.

2. Weak enforcement of legislations and policies that have been enacted to address discrimination and ensure equality.
3. Most right holders/citizens are not aware of their rights as provided for by the Constitution, which in turn perpetuates discrimination.

GAPS



1. The Draft Migration Policy does not outline the roles of county governments in its implementation.
2. The Draft Migration Policy focuses more on ensuring security and lacks a human rights approach to addressing issues facing migrants.
3. Marginalised groups have limited awareness/knowledge about SDGs, making it difficult for them to participate in their implementation.

LEAVE NO ONE BEHIND



Although Kenya recorded economic growth in the last five years, the poor and the youth are at the risk of being left behind. Economic growth has not generated adequate decent jobs to enable the youth and the poor to get out of poverty. In addition, the poor and vulnerable groups such as older persons are likely to be left behind due to inadequate social protection. The national government has established a number of cash transfer schemes that are well targeted to the poor. However, the schemes cover only a small proportion of the poor population.

SDG INTERLINKAGES



Reducing inequalities within and between countries (Goal 10) is key to eradication of poverty (Goal 1) and hunger (Goal 2), as well as elimination of gender-based disparities (Goal 5) in social, political and economic spheres of life. Reducing inequalities also facilitates equitable access to basic services including healthcare

(Goal 3) education (Goal 4) water and sanitation (Goal 6), and clean energy (Goal 7).

ALIGNMENT TO NATIONAL POLICIES



The Constitution of Kenya, 2010, under Article 27 provides for equality and freedom from discrimination. Measures to ensure equality have, therefore, been mainstreamed in most sectoral policies such as the Kenya Health Policy 2014-2030 and the Sessional Paper No. 1 of 2019 on Policy Framework for Reforming Education and Training for Sustainable Development in Kenya. The interventions being implemented by CSOs such as advocating for inclusion of women with disabilities in development processes are aligned to the Constitution and sector specific policies and legislation such as the Persons with Disabilities Act and the National Policy on Gender and Development.

PLANS FOR 2020



United Disabled People of Kenya will conduct advocacy, focusing on reducing inequalities that affect women with disabilities. The aim of the advocacy will be to ensure inclusion of women with disabilities in all spheres of development.

Kenya Human Rights Commission will work with the Ministry of Interior and Coordination of National Government to finalise the review and redrafting of the Draft Migration Policy. They will also build the capacity of administration and law enforcement officers to implement the Migration Policy including managing migrants.

VSO Kenya through its Leave No One Behind project plans to improve the inclusion and participation of people with disabilities in the implementation of Sustainable Development Goals and decision-making at county and national level. The project will also support communities in the target counties to generate disability data and advocate for the recognition and use of such data by the national and county governments to develop policies and development plans.

DI will continue to implement its Inclusion Works programme. The 2020 activities will include organising a disabled peoples' organizations (DPOs) workshop to find out what disability data is being used by DPOs (both official and non-official sources), for what purpose, the data gaps that exist and the barriers to accessing and using disability data. DI will also conduct a data ecosystem mapping to identify institutions that produce disability data and to understand data flows, use and governance. This will include assessing the health of the national data ecosystem and providing recommendations for improvement.

RECOMMENDATIONS



1. *The government should strengthen social protection through an increase in budgetary allocations to ensure all vulnerable individuals/households are adequately supported.*
2. *The national and county governments should collaborate to address regional inequalities in access to basic services, especially in northern Kenya.*
3. *The government should strengthen implementation of the policies and legislation that have already been enacted to ensure equal access to opportunities by all Kenyans.*
4. *The government should work with CSOs to create awareness on the SDGs to improve the participation of citizens in the monitoring of the implementation of the 17 Goals.*



MAKE CITIES AND HUMAN SETTLEMENTS INCLUSIVE, SAFE, RESILIENT AND SUSTAINABLE

CONTRIBUTORS: MindMe International, Polycom Development Project

Globally more than half of the world’s population lives in cities and it is further estimated that by 2050, seven in 10 people will be urban dwellers, making cities across the world critical in achieving a sustainable future for the world. The 2019 Census showed that 31.2% of Kenya’s population lives in cities/urban settlements. Cities will only be able to accommodate increasing population if they are well planned and managed to make them incubators for innovation and growth, thus driving sustainable development.

National Level 3	
47 Nairobi	3
1 Mombasa	1
34 Kajiado	1
42 Kisumu	1
43 Homa Bay	1
Regional Level 0	
2 Kwale	0
3 Kilifi	0
4 Tana River	0
5 Lamu	0
6 Taita–Taveta	0
7 Garissa	0
8 Wajir	0
9 Mandera	0
10 Marsabit	0
11 Isiolo	0
12 Meru	0
13 Tharaka-Nithi	0
14 Embu	0
15 Kitui	0
16 Machakos	0
17 Makueni	0
18 Nyandarua	0
19 Nyeri	0
20 Kirinyaga	0
21 Murang’a	0
22 Kiambu	0
23 Turkana	0
24 West Pokot	0
25 Samburu	0
26 Trans-Nzoia	0
27 Uasin Gishu	0
28 Elgeyo-Marakwet	0
29 Nandi	0
30 Baringo	0
31 Laikipia	0
32 Nakuru	0
33 Narok	0
35 Kericho	0
36 Bomet	0
37 Kakamega	0
38 Vihiga	0
39 Bungoma	0
40 Busia	0
41 Siaya	0
44 Migori	0
45 Kisii	0
46 Nyamira	0





CSOs' contribution to Goal 11

Overview of Targets

1. *Target 11.3: By 2030, enhance inclusive and sustainable urbanization and capacity for participatory, integrated and sustainable human settlement planning and management in all countries*
2. *Target 11.7: By 2030, provide universal access to safe, inclusive and accessible, green and public spaces, in particular for women and children, older persons and persons with disabilities*
3. *Target 11.a: Support positive economic, social and environmental links between urban, peri-urban and rural areas by strengthening national and regional development planning*

TARGET 11.3: By 2030, enhance inclusive and sustainable urbanization and capacity for participatory, integrated and sustainable human settlement planning and management in all countries

Polycom Development Project supported land reclamation in Homa-Bay County. In Kenya, population growth and urbanization continue to exert pressure on the available land, putting at risk the livelihoods of citizens who depend on agriculture. Accordingly, efforts aimed at reclaiming land are expected to ensure availability of adequate land to support food production, settlement and industrialisation as the population and urbanization expand.

TARGET 11.7: By 2030, provide universal access to safe, inclusive and accessible, green and public spaces, in particular for women and children, older persons and persons with disabilities

MindMe International established amenities in informal settlements to be used by children for playing. They also landscaped public spaces, planted trees and trained local groups on tree nursery management as a source of income in informal settlements in Nairobi. These initiatives were aimed at enhancing access to and use of public spaces in informal settlements that are often congested.

Polycom Development Project mapped multiple forms of sexual harassment in public spaces. Such mapping exercises are expected to provide information to improve security in cities/urban areas. They also engaged women with disabilities as key activists for safer cities. Furthermore, Polycom in collaboration with Winam Grassroots and Shibuye community health workers, brought together various actors to deliberate on urban safety during the Urban Thinkers Campus event held in Kisumu in September 2019 (see case study 9 below)

CASE STUDY 9 - Polycom Development's Urban Thinkers Campus event in Kisumu

Polycom Development Project hosted a 2-day Urban Thinkers Campus Forum where urban actors convened to discuss the city they need under the principle of safety. An Urban Thinkers Campus (UTC) is the UN-Habitat's World Urban Campaign process conceived in 2014 as an open space for critical exchange between all stakeholders and partners over sustainable urbanization and development opportunity towards positive socio-economic transformation.

This 4th UTC took place in Kisumu on 18th and 19th September 2019 and was attended by 75 participants, which included county officials, women rights organizations, community pressure groups, religious leaders, representatives from various civil society organizations and Kisumu County's department of planning. The actors were able to discuss and develop steps towards a safe city and engage women in development processes.

girls through their talking box initiative in 2019. This innovative approach provided girls with a safe space to share their concerns and to be listened to. Most of the girls are facing various forms of violations and are unable to speak about them. Locked up boxes were installed in schools and girls were encouraged to write whatever they wanted to share. The boxes currently, in 50 schools, are opened on weekly basis and contents are collected for reading, analysis and response.

Polycom also managed to collect real time data on multiple forms of sexual harassment from adolescent girls. Their work also empowered women with disabilities to take lead in development meetings/barazas in Kibera informal settlement. A key lesson from Polycom's work is that advocacy and proper media engagement are key to effective pitching for safer cities.

MindMe International's work in informal settlements showed that developing safe spaces for use by the public in urban areas requires involvement of the local community to ensure ownership. Their work also underscored the importance of involving local governments and authorities such as Members of County Assemblies, religious leaders and opinion leaders to enhance the success of interventions aimed at developing safe public spaces.

TARGET 11.A: Support positive economic, social and environmental links between urban, peri-urban and rural areas by strengthening national and regional development planning

Polycom conducted a mapping of the effects of urban expansion into the rural community in Kisumu County. This was implemented in partnership with Winam Community Based Organization.

SUCCESSES



Polycom Development reached over 6,000 adolescent

CHALLENGES



Lack of financial support for community-initiated programmes prevent implementation of projects that have the potential to ensure that no woman is left behind. Inequalities may worsen if projects that target marginalised groups continue to be underfunded.

GAPS



There is limited availability of quality data to inform planning and provision of safe public spaces in cities and urban areas.

LEAVE NO ONE BEHIND



The groups that are likely to be left behind include women with disability, unemployed youth and drug addicts. These groups are not adequately included in the provision of basic services and decision-making processes.

policy dialogues that are related to development of safe and resilient cities.

4. *Polycom will promote the safety of women and girls who are living in the slums by engaging different stakeholders to map hotspots and to make them safe.*

SDG INTERLINKAGES



Establishing community green public spaces by organizations such as MindMe, make the environment serene, clean and less polluted. Populations in the informal settlements have noticed the benefits of green environments and now want to replicate the same concept in their homes, thereby contributing to achievement of Goals 13 and 15.

RECOMMENDATIONS



1. *CSOs and county government should establish more partnerships with the private sector and other funding organisations to ensure adequate resources for programme implementation.*
2. *The government and CSOs should ensure continuous reporting, preferably on a quarterly basis to ensure that as much data as possible is captured on progress in implementing SDG 11.*

ALIGNMENT TO NATIONAL POLICIES



Initiatives by CSOs such as MindMe that involve promoting the use of solar to power public spaces in informal settlements is aligned to the National Energy Policy and Energy Act which aim to enhance adoption and use of clean energy. Efforts to promote development of sustainable cities are aligned to the Green Economy Strategy and Implementation Plan 2016-2030.

PLANS FOR 2020



1. *MindMe will implement a slums greening programme that will involve working with households, focal community groups and commercial property owners in implementation of programme activities.*
2. *MindMe will establish safe community study spaces with a green, landscaped environment in four informal settlements.*
3. *Polycom will organize at least 3 UTCs in Nairobi, Mombasa and Kisumu, to encourage joint planning and engagement of women and other stakeholder in*



ENSURE SUSTAINABLE CONSUMPTION AND PRODUCTION PATTERNS

CONTRIBUTORS: Mumbuni Farmers CBO, Kavingo Farmer Groups, Congregation of Our Lady of Charity of the Good Shepherd,

As more people globally join the middle class in the coming decades, the world will experience an increase in demand for already constrained natural resources. Paradoxically, a large share of the world population is still consuming far too little to meet even their basic needs. Food wastage at the retailer and consumer levels remains a big challenge resulting from inefficient production and supply chains. Making food production and supply chains efficient can help with food security and shift us towards a more resource efficient economy. Kenya loses an estimated 30% – 40% of produce valued at KES 30 billion every year. Other estimates reveal even higher losses, for instance, food wastage and losses in 2017 costed the country KES 150 billion . These losses are largely attributed to poor skills in produce management, lack of storage facilities and the poor state of the road infrastructure and limited access to markets.



Achievement of SDG 12 is, therefore hinged on efficient management of production and consumption to ensure that shared natural resources are used sustainably and toxic waste and pollutants disposal is done properly. This will require industries, businesses and consumers to recycle and reduce their waste, as countries move towards more sustainable patterns of consumption by 2030.



CSOs' contribution to Goal 12

Overview of Targets

1. **Target 12.2:** *By 2030, achieve the sustainable management and efficient use of natural resources*
2. **Target 12.3:** *By 2030, halve per capita global food waste at the retail and consumer levels and reduce food losses along production and supply chains, including post-harvest losses*

TARGET 12.2: By 2030, achieve the sustainable management and efficient use of natural resources

Producers require adequate knowledge, information and skills to engage in sustainable production and distribution of their products. To this end, Mumbuni Famers Community-based Organization, Kavingo Farmer Group and Congregation of Our Lady of Charity of the Good Shepherd implemented capacity building programmes to empower women on responsible production and marketing of farm produce.

TARGET 12.3: By 2030, halve per capita global food waste at the retail and consumer levels and reduce food losses along production and supply chains, including post-harvest losses

Mumbuni Famers Community-based Organization, Kavingo Farmer Group and Congregation of Our Lady of Charity of the Good Shepherd promoted reduction of food loss by training farmers on post-harvest loss management and good agricultural practices. They also provided support to farmers to ensure innovation and adoption of new technologies.

SUCSESSES



The activities implemented by Mumbuni Famers Community-based Organization, Kavingo Farmer Group and Congregation of Our Lady of Charity of the Good Shepherd led to increased production of food crops such as maize, green grams and beans. The women who participated in the training and capacity building programmes provided by the three CSOs acquired skills and information to produce high quality farm produce. In addition, food waste was reported to have reduced due to improved implementation of post-harvest loss reduction measures at the farm level, thereby boosting household food security.

CHALLENGES



1. *Climate change and variability leads to extreme weather events that cause post-harvest losses.*
2. *Poor transport infrastructure prevent access to markets, which in turn leads to post-harvest losses and food wastes.*
3. *There are inadequate agricultural field officers to support farmers to adopt sustainable production practices.*

4. *Farmers are using inorganic fertilisers which affect soil fertility and the health of consumers.*
5. *Lack of cold storage facilities for preserving perishable produce, leading to food wastes.*
6. *There are no aggregation centres to enable farmers to access markets and sell their produce.*

GAPS



Inadequate market regulation has created loopholes for brokers and middlemen to exploit farmers by paying low prices for farm produce. This leads to loss that make commercial farming unsustainable.

There are no clear policies/guidelines to enable all farmers to supply fruits to the Kalamba Fruit processor (a fruit and milk processing plant which is an initiative of the County Government of Makueni). Only a few agents are supplying the processor, leading to post-harvest losses among farmers who do not have access to the processor.

The Kalamba Fruit processor still has inadequate capacity to serve all farmers, despite the efforts that have been made to expand it.

LEAVE NO ONE BEHIND



The youth are likely to be left behind as they are interested in white collar jobs rather than farming. Lack of off-farm/white collar jobs leave the youth idle and unproductive, with some of them getting involved in crime and drug abuse. People with disabilities are also likely to be left behind because some of them are not able to participate in farming, to access food or earn an income to get out of poverty. Other vulnerable groups include farmers in areas that are vulnerable to climatic shocks and women who have limited control over their farm producer due to the patriarch system.

SDG INTERLINKAGES



SDG 12 is linked to reduction of poverty (Goal 1) and

hunger (Goal 2), ensuring good health and well-being (Goal 3). In addition, quality education (Goal 4) can promote sustainable production and consumption.

ALIGNMENT TO NATIONAL POLICIES



Responsible production/consumption is expected to contribute towards mitigating poverty and hunger, as well as promoting sustainable economic growth as envisioned in Vision 2030. Additionally, responsible production and consumption is aligned to MTPIII's Big Four Agenda priorities. Contributions by CSOs such as promoting farming practices that discourage the use of harmful chemicals support achievement of the objectives of the National Health Policy and the National Environment Policy.

PLANS FOR 2020



In 2020, Mumbuni Famers Community-based Organization, Kavingo Farmer Group and Congregation of Our Lady of Charity of the Good Shepherded plan to implement the following activities:

1. *Implement capacity building programmes on production and responsible consumption that will reach 5,000 farmers in Makueni County.*
2. *Support farmers to use online/digital platforms to sell their produce collectively at standardised prices.*
3. *Partner with county governments to support farmers to store farm produce to reduce post-harvest losses.*
4. *Encourage farmers to use organic manure instead of inorganic fertilizers to ensure sustainable production.*
5. *Liaise with the relevant ministry and the Kalamba Fruit Processing Plant (Makueni County) to supply fruits.*
6. *Liaise with the responsible ministry to improve local/feeder roads including the Emali -Ukia road to tarmac grade to enhance effective and efficient transportation of farm produce to external markets.*

RECOMMENDATIONS



1. *Ukia- Emali road should be improved to tarmac grade to facilitate transportation of farm produce to markets efficiently to avoid post-harvest losses.*
2. *The County Government of Makueni should develop a cargo terminal at Emali to enhance access to external markets and to ensure better prices for farm produce.*
3. *County governments need to enact laws that protect farmers from exploitation by middlemen.*
4. *The County Government of Makueni should expand the production capacity of Kalamba Fruit Processing Plant to enable it to process all the fruits produced in the county.*
5. *Development actors and the government should work with households to enhance access to water reservoirs (tanks). In addition, central water reservoirs like sand dams and excavated earth dams should be provided by the County Government of Makueni to ensure sustainable agricultural production.*
6. *The County Government of Makueni should harness the natural water resources from Mount Kilimanjaro and other rivers to facilitate irrigation to ensure sustainable farming.*
7. *The national and county governments should collaborate to protect consumers and farmers from counterfeit farm inputs that are being sold in local markets.*
8. *Rural electrification should be expanded to support farming activities.*
9. *The County Government of Makueni should rehabilitate perennial rivers including Kaiti River to enhance access to water for irrigation.*

Photo Credits: Blogs@NTU



13 CLIMATE ACTION



TAKE URGENT ACTION TO COMBAT CLIMATE CHANGE AND ITS IMPACTS

CONTRIBUTORS: Act Alliance, CARITAS KENYA, Indigenous Livelihoods Enhancements Partners (ILEPA), Kenya Platform on Climate Governance, Pan Africa Climate Justice Alliance (PACJA), Sustainable Energy Access Forum-Kenya (SEAF-K), World Wide Fund (WWF), Youth for SDGs Kenya Forum, ART AFFAIR FOR DEVELOPMENT GOALS, Pamoja for Transformation

The impacts of climate change such as increasing temperature, extreme weather events, changing precipitation patterns, rising sea levels and ocean acidification will negatively impact people’s livelihoods, particularly marginalised groups such as women, children, and the elderly as resources, food and water become scarcer. Kenya’s economy like in many sub-Saharan African countries relies heavily on rainfed agriculture and tourism, yet the two sectors are susceptible to climate change. Already Kenya is experiencing more frequent and intense extreme weather events leading to droughts and floods. While the impacts of climate change affect all, pastoral communities are the most vulnerable given their heavy reliance on livestock production as a form of livelihood. Pastoral rangelands have witnessed some of the worst droughts and floods in both frequency and intensity leading to the disruption of local livelihoods.

- Regional Level 5
- National Level 5
- 32 Nakuru 3
- 25 Samburu 2
- 33 Narok 2
- 47 Nairobi 2
- 1 Mombasa 1
- 2 Kwale 1
- 3 Kilifi 1
- 4 Tana River 1
- 5 Lamu 1
- 10 Marsabit 1
- 11 Isiolo 1
- 15 Kitui 1
- 16 Machakos 1
- 18 Nyandarua 1
- 19 Nyeri 1
- 34 Kajiado 1
- 36 Bomet 1
- 6 Taita–Taveta 0
- 7 Garissa 0
- 8 Wajir 0
- 9 Mandera 0
- 12 Meru 0
- 13 Tharaka-Nithi 0
- 14 Embu 0
- 17 Makueni 0
- 20 Kirinyaga 0
- 21 Murang’a 0
- 22 Kiambu 0
- 23 Turkana 0
- 24 West Pokot 0
- 26 Trans-Nzoia 0
- 27 Uasin Gishu 0
- 28 Elgeyo-Marakwet 0
- 29 Nandi 0
- 30 Baringo 0
- 31 Laikipia 0
- 35 Kericho 0
- 37 Kakamega 0
- 38 Vihiga 0
- 39 Bungoma 0
- 40 Busia 0
- 41 Siaya 0
- 42 Kisumu 0
- 43 Homa Bay 0
- 44 Migori 0
- 45 Kisii 0
- 46 Nyamira 0





CSOs' contribution to Goal 13

Overview of Targets

1. **Target 13.1:** *Strengthen resilience and adaptive capacity to climate-related hazards and natural disasters in all countries*
2. **Target 13.2:** *Integrate climate change measures into national policies, strategies and planning*
3. **Target 13.3:** *Improve education, awareness-raising and human and institutional capacity on climate change mitigation, adaptation, impact reduction and early warning*
4. **Target 13.b:** *Promote mechanisms for raising capacity for effective climate change-related planning and management in least developed countries and small island developing States, including focusing on women, youth and local and marginalized communities*

TARGET 13.1: Strengthen resilience and adaptive capacity to climate-related hazards and natural disasters in all countries

INDICATOR 13.1.1: Number of countries with national and local disaster risk reduction strategies

In Kenya, the national and county governments have developed a number of strategies that are aimed at promoting climate adaptation and mitigation. The strategies are outlined in key national policy documents such as the National Climate Change Action Plan 2018-2022. In 2019, CSOs contributed to development and implementation of strategies aimed at reducing climate related disaster risks through the following activities:

Art Affair for Development Goals (AADG) organised art exhibitions to generate adequate revenue to purchase tree seedlings for planting to mitigate climate change. They also planted trees in Nairobi County at Nairobi Primary School and partnered with Team Environment Kenya to plant trees in Machakos County.

Caritas supported mitigation efforts through

planting trees in schools. They partnered with the National Environment Management Authority and Kenya Forestry Research Institute who provided tree seedlings for free, to plant a minimum of 3,800 trees in every Catholic diocese. The trees were planted in the schools within the dioceses.

Caritas Kenya also rolled out a sustainable cook stoves programme to reduce greenhouse gas emissions and the respiratory infections associated with using fossil fuels. This involved training women groups in various dioceses on the use of cook stoves that were provided by Sun Africa in partnership with Caritas Kenya. Caritas Kenya also facilitated environment cleaning in Mombasa at Makupa Town. They were supported by the County Government of Mombasa and National Environment Management Authority.

World Wide Fund participated in the CoP25 meeting to mobilise state and non-state actors for improved climate action in Kenya and Africa. The Pan African Climate Justice Alliance (PACJA) also participated in CoP25 and the New York Climate Summit to influence commitments to strengthen climate action by various countries.

INDICATOR: 13.1.3 proportion of local governments that adopt and implement local disaster risk reduction strategies in line with national disaster risk reduction strategies

The Indigenous Livelihoods Enhancement Partners (ILEPA) documented and shared community-based monitoring information systems (CBMIS) data/information within Enkutoto and Maji group ranches in Narok County. The lessons learnt from the CBMIS were used to develop tools such as the Pastoralist Bio-cultural Seasonal Calendars for use by local communities for adaptation. ILEPA also promoted resilience by supporting local communities to scale up beekeeping and honey production by providing modern beehives and honey processors. This was aimed at providing an alternative source of income to local women groups to discourage charcoal production, which exacerbate climate change risks.



Figure 8: ILEPA's beekeeping and honey production project

Source: Indigenous Livelihoods Enhancement Partners

ILEPA in collaboration with the Mainyioto Pastoralists Integrated Development Organization collected and analysed data from indigenous people through their Indigenous Navigator Project in Narok, Nakuru and Kajiado. The project provided a framework and a set of tools for indigenous people to monitor the level of recognition and implementation of their rights in the context of SDGs. In Narok County, ILEPA excavated a water pan and trained the communities on water, sanitation and hygiene to ensure resilience to droughts.

TARGET 13.2: Integrate climate change measures into national policies, strategies and planning

INDICATOR 13.2.1: number of countries that have communicated the establishment or operationalization of an integrated policy/strategy/plan which increases their ability to adapt to the adverse impacts of climate change, and foster climate resilience and low greenhouse gas emissions development in a manner that does not threaten food production (including a national adaptation plan, nationally determined contribution, national communication, biennial update report or other)

Act Alliance implemented capacity building programmes that reached over 100 of its members on climate change advocacy. This was aimed at ensuring that CSOs in the alliance have the right skills and

knowledge to work with the government to develop and implement appropriate climate change policies. Act Alliance also conducted research to generate knowledge and evidence to inform climate action and policies.

Also, World Wide Fund (WWF) sensitized legislators on Climate Change Act implementation. They also provided support to Bomet County to develop Bomet Climate Change Bill (Fund Mechanism) and policy. WWF also conducted advocacy to influence the National Climate Change Action Plan. Moreover, WWF conducted mangrove carbon stocks assessment study to inform national climate action and policies.

The Youth for SDGs Kenya Forum participated in a local conference that focused on the role of the youth in transforming climate policies to local climate action. Involvement of the youth is expected to enhance implementation of climate policies to improve resilience.

TARGET 13.3: Improve education, awareness-raising and human and institutional capacity on climate change mitigation, adaptation, impact reduction and early warning

Youth for SDGs Kenya Forum held a stakeholder consultative workshop on sustaining small and medium enterprises in a changing climate for inclusive green growth. They also held a consultative workshop on youth engagement in the green growth agenda. In addition, Art Affair for Development Goals partnered with the Nakuru County Government to ensure involvement of the youth in implementation of SDG 13.

ILEPA undertook a study and published a report on indigenous/traditional knowledge on weather forecasting of pastoral Maasai communities in Kenya and Tanzania in partnership with the United Nations Educational, Scientific and Cultural Organization. The study provided recommendations for enhanced and deliberate integration of indigenous knowledge on weather forecasting with the science of early warning systems for a more holistic response to climate

variation. ILEPA also built the capacity of the youth from pastoral communities and the Narok County SDG champion to engage in SDGs and climate change discussions/dialogues.

TARGET 13.B: Promote mechanisms for raising capacity for effective climate change-related planning and management in least developed countries and small island developing States, including focusing on women, youth and local and marginalized communities

ILEPA participated in the African Regional Workshop on Awareness and Implementation of the Green Climate Fund (GCF) Indigenous Peoples (IP) Policy held in September 2019 in Tanzania. The workshop aimed at creating awareness on context and to develop strategies for enhanced implementation of the GCF IP policy.

SUCCESSES



WWF procured and installed two greenhouses, three solar water pumps and drip irrigation kits to support green horticulture at their Lake Naivasha project. Another seven solar water pumps (three in Lamu and four in Kwale) were also installed.

WWF also influenced the Lokichar-Lamu crude oil pipeline's environment impact assessment report through a rapid risk assessment of the pipeline which passes through six counties. The specific outcomes include, rerouting the pipeline to avoid destruction of an area of biodiversity that is key to the survival of Grevy's Zebra, an endangered species. Constructing an alternative river crossing at the Kerio River was also considered to avoid destruction of important habitats. Additionally, a rerouting was done to protect wetlands in the Tana Delta that hosts a number of species including the endangered Hirola.

The Climate Finance Thematic Working group under PACJA published a report focusing on climate finance flows to Kenya. The report provides state and non-state actors with information that they can use to track

and monitor climate finance at the national and county levels, thereby improving accountability and climate governance in Kenya.

Other achievements include Kitui County Energy Outlook which was launched by SEAF-K as a baseline report to inform development of the County Energy Plan. Pan Africa Climate Justice Alliance developed an index training tool kit that helps countries to track the implementation of the intended nationally determined contributions (INDC). Furthermore, Act Alliance organised climate strikes to push for ambitious climate action to be taken by the government of Kenya in line with UN New York Climate Summit.

CHALLENGES

1. *Delays in establishing partnerships, misappropriation of funds, inadequate staff and delays in procurement processes slow implementation of CSO's interventions that are aimed at addressing climate change.*
2. *Government officials are reluctant to provide information to CSOs due to fear of being victimised.*
3. *There is inadequate knowledge/information on the level of preparedness by small and medium sized companies to deal with the impacts of climate change in order to identify ways in which they can be supported to become more resilient.*
4. *CSOs lack adequate funds to implement interventions aimed at combating climate change in Kenya.*
5. *Unpredictable government plans and bureaucracy leads to delays in implementation of activities planned jointly with the government.*

GAPS

1. *Lack of a policy framework to mainstream SDGs at the grassroots level.*
2. *Lack of county climate change secretariats and exclusion of marginalised groups prevent mainstreaming of climate change in county*

development plans.

3. *Lack of sex and gender disaggregated data to inform implementation of climate change interventions.*
4. *Low level of awareness coupled with inadequate finances are major hindrance to SMEs transition to green growth.*

LEAVE NO ONE BEHIND

CSOs working with various communities have established that the youth and older persons are largely excluded in climate change dialogues. These groups are likely to be left behind if they remain marginalised. In addition, indigenous communities are left out of climate change decisions, yet they too have important contributions to make.

SDG INTERLINKAGES

Addressing climate change supports food security (Goal 2), national energy needs (Goal 7), and sustainable economic growth and creation of decent work opportunities (Goal 8). Addressing climate change also contributes to good health and well-being (Goal 3) and poverty reduction (Goal 1) by preventing the climate induced disasters that cause injuries, loss of lives and destruction of livelihoods.

ALIGNMENT TO NATIONAL POLICIES

The initiatives implemented by CSOs to address climate change are aligned to the objectives of the National Climate Change Action Plan 2018-2022, MTP III and the Paris Agreement. The interventions also support achievement of Vision 2030 by promoting sustainable economic growth.

PLANS FOR 2020

1. *PACJA will adopt a consortium approach to implementation and resource mobilization to reach counties with various interventions.*

2. *Art Affair for Development Goals will plant trees in different counties every month and organise three mega art exhibitions.*
3. *As a faith-based organization, Caritas Kenya is planning to reach a wider population through church groups so as to sensitise them through capacity building and trainings on all the 17 SDGs in the spirit of Leave No One Behind.*
4. *Act Alliance will implement a capacity development workshop on ambitious implementation of the NDC in July 2020; participate in the UNFCCC processes such as CoPs to influence policy decisions at global level; organize youth caravan on climate justice in September 2020 to build momentum on the African continent; and organise a multi-stakeholder regional forum in July 2020 to generate evidence to inform implementation of the Paris Agreement in Africa.*
5. *ILEPA will create awareness on the Green Climate Fund and develop concept notes to explore and trigger potential access to resources from the fund for climate action at the community level. ILEPA will also raise awareness on the Global Bio-diversity Outlook and support efforts to ensure the post-2020 Global Biodiversity framework is responsive to the needs of indigenous people.*

RECOMMENDATIONS



1. *CSOs and the government should develop an engagement strategy to work with the grassroots organizations in implementation of climate interventions including capacity building and awareness creation to ensure no one is left behind.*
2. *CSO should advocate for sectoral implementation of strategies and mechanisms that take into account the unique needs of the youth and to ensure the youth are part of the decision-making PROCESSES.*
3. *The government and CSOs should develop an SDG integration tool or framework to guide strengthening of synergies in implementation of SDGs.*

Photo Credits: NPR



- 5 Lamu
- 3 Kilifi
- 2 Kwale
- 1 Mombasa

CONSERVE AND SUSTAINABLY USE THE OCEANS, SEAS AND MARINE RESOURCES FOR SUSTAINABLE DEVELOPMENT

CONTRIBUTORS: World Wide Fund for Kenya (WWF)

Human activities on both land and water are the primary threats to marine life, causing pollution, resource depletion and climate change. These in turn increase pressure on environmental systems, like biodiversity and natural infrastructure, while creating global socio-economic problems, including health, safety and financial risks. The national government adopted the blue economy concept to guide policy making and investment to ensure that economic development of the ocean contributes to prosperity of the current and future generations in Kenya.





CSOs' contribution to Goal 14

Overview of Targets

1. **Target 14.1:** *By 2025, prevent and significantly reduce marine pollution of all kinds, in particular from land-based activities, including marine debris and nutrient pollution*

TARGET 14.1: By 2025, prevent and significantly reduce marine pollution of all kinds, in particular from land-based activities, including marine debris and nutrient pollution

The World Wide Fund (WWF) supported Mangrove restoration in Ngomeni, Kilifi County. Ngomeni is recognised as a highly productive fishing ground which also provides foraging grounds for sea turtles. WWF also conducted ecological monitoring of Kiunga marine national reserve.

SUCSESSES



The activities implemented by WWF led to rehabilitation of 1.5 acres of degraded mangrove area, which was planted with 5,000 mangrove seedlings (*Ceriops tagal*). This is aimed at restoring degraded areas, improving fish breeding sites and supporting carbon sequestration. Additionally, WWF's work contributed to a 2% increase in hard coral cover in Kiunga Marine Protected Area (MPA) and one open access (fished) reef.

CHALLENGES



1. *Lack of baseline data on marine life and environment management*
2. *Evasive and alien species that threaten indigenous species by way of predation, alteration of habitat or disruption of ecosystem processes. The prevention,*

control and elimination of these species is a big challenge in environmental management efforts.

3. *In adequate resources to implement planned programmes.*

GAPS



1. *Inadequate alternative income opportunities for coastal communities to reduce the pressure on the marine ecosystem.*
2. *Limited human capacity and availability of equipment to conduct research on key areas such as persistent organic pollutants.*

LEAVE NO ONE BEHIND



The groups that are at risk of being left behind include indigenous and poor coastal communities who depend on aquatic/marine ecosystems for their livelihoods. Degradation of aquatic ecosystems exposes these populations to the risk of falling deeper into poverty in the absence of alternative livelihoods.

SDG INTERLINKAGES



SDG 14 has linkages with Goal 6 (clean water and sanitation), Goal 13 (climate action), and Goal 17 (partnerships). However, promoting industrialisation and economic growth is likely to exacerbate pollution, thereby undermining achievement of SDG 14.

ALIGNMENT TO NATIONAL POLICIES



Efforts aimed at achieving SDG 14 such as conservation of fisheries are aligned to the National Oceans and Fisheries Policy. Such actions are also aligned to Kenya's third medium term plan of Vision 2030 which aims to leverage on the blue economy to ensure food security, create job opportunities, support economic growth and increase export revenue.

RECOMMENDATIONS



1. *The government should strengthen investment in science and technology to support management of marine resources.*
2. *The government should adopt an ecosystem-based approach to ensure effective management of marine resources.*
3. *CSOs and the government should work collaboratively to develop adequate human capacity through training of administrative staff, enforcement officers, scientists and researchers to facilitate effective conservation and protection of marine ecosystems.*

Photo Credits: One Tree Planted



PROTECT, RESTORE AND PROMOTE SUSTAINABLE USE OF TERRESTRIAL ECOSYSTEMS, SUSTAINABLY MANAGE FORESTS, COMBAT DESERTIFICATION, AND HALT AND REVERSE LAND DEGRADATION AND HALT BIODIVERSITY LOSS

World Wide Fund for Nature in Kenya (WWF), Africa Wildlife Foundation (AWF)

Kenya's Vision 2030 aims to accelerate the transformation of the country into a rapidly industrializing middle-income nation by the year 2030. This however require that natural resources and the country's rich biodiversity be utilized in a sustainable manner as a healthy ecosystem is a pre-requisite for the industrial inputs, fuel, construction materials, medicines, and ecosystem functions among others that are required to fuel the economy. Much of Kenya's population directly obtain their livelihoods by exploitation of the country's biodiversity, with agriculture and tourism contributing 30% and six percent of the country's GDP respectively.

National Level 2
Regional Level 1
1 Mombasa 1
2 Kwale 1
3 Kilifi 1
4 Tana River 1
5 Lamu 1
6 Taita-Taveta 1
18 Nyandarua 1
32 Nakuru 1
33 Narok 1
34 Kajiado 1
36 Bomet 1
7 Garissa 0
8 Wajir 0
9 Mandera 0
10 Marsabit 0
11 Isiolo 0
12 Meru 0
13 Tharaka-Nithi 0
14 Embu 0
15 Kitui 0
16 Machakos 0
17 Makueni 0
19 Nyeri 0
20 Kirinyaga 0
21 Muranga 0
22 Kiambu 0
23 Turkana 0
24 West Pokot 0
25 Samburu 0
26 Trans-Nzoia 0
27 Uasin Gishu 0
28 Elgeyo-Marakwet 0
29 Nandi 0
30 Baringo 0
31 Laikipia 0
35 Kericho 0
37 Kakamega 0
38 Vihiga 0
39 Bungoma 0
40 Busia 0
41 Siaya 0
42 Kisumu 0
43 Homa Bay 0
44 Migori 0
45 Kisii 0
46 Nyamira 0
47 Nairobi 0



As part of its effort to protect and conserve biodiversity, the national government enacted the Forest Conservation and Management Act 2016 to guide the sustainable use of forest resources. Other government initiatives that have been implemented from 2015 to protect, restore and promote sustainable use of terrestrial ecosystems include, conservation of natural forests through rehabilitation of 600,000

ha of the five major water towers, planting of trees on 403,034 ha of farms and drylands, establishment of 21,031.6 ha of industrial forest plantations and 40,987 ha of commercial forest woodlots, establishment of 150,000 ha of farm and private commercial forestry and 2,649 ha of nature based enterprises (non-wood forest products) to increase forest cover.



CSOs' contribution to Goal 15

Overview of Targets

1. **Target 15.1:** *By 2020, ensure the conservation, restoration and sustainable use of terrestrial and inland freshwater ecosystems and their services, in particular forests, wetlands, mountains and drylands, in line with obligations under international agreements*
2. **Target 15.5:** *Take urgent and significant action to reduce the degradation of natural habitats, halt the loss of biodiversity and, by 2020, protect and prevent the extinction of threatened species*
3. **Target 15.7:** *Take urgent action to end poaching and trafficking of protected species of flora and fauna and address both demand and supply of illegal wildlife products*

TARGET 15.1: By 2020, ensure the conservation, restoration and sustainable use of terrestrial and inland freshwater ecosystems and their services, in particular forests, wetlands, mountains and drylands, in line with obligations under international agreements

WWF provided wildlife education and created awareness among 90 students from nine schools. The aim of the training and raising awareness was to offer the pupils the opportunity to interact with conservation work, cultivate a passion for conservation and encourage them to learn by doing as a tool to inspire them.

WWF also supported protection of wildlife habitats through: (a) supporting fencing of protected areas by providing strainers, insulators, solar controller, and batteries; (b) improving ranger welfare through

provision of 90 roll mats, 90 mosquito nets, 40 raincoats, 93 pairs of boots and two water pumps; and (c) providing one monitoring vehicle and equipment (20 binoculars, six GPS, four digital cameras, two radio room screens). In addition, Africa Wildlife Foundation conducted policy advocacy to ensure land protection and environment conservation.

TARGET 15.5: Take urgent and significant action to reduce the degradation of natural habitats, halt the loss of biodiversity and, by 2020, protect and prevent the extinction of threatened species

Indicator 15.5.1: Red List Index

WWF supported protection of endangered species by conducting a national lion census to establish the population estimates in four (Shompole, Amboseli, Nairobi and the Tsavo ecosystem) sites which are key

lion strongholds in Kenya. They also organised the annual large carnivore conference for stakeholders to learn and share information. WWF also supported the review of Kenya's lion strategy which was finalized in June 2019 and is now waiting for Kenya Wildlife Service Board's approval and launch.

WWF supported establishment of a rhino database. This involved procuring desktop, laptops and printer with uninterruptable power supply backup, network booster, and solar PV to operationalise the database. They also constructed an office block with associated infrastructure in Tsavo East sanctuary. Africa Wildlife Foundation also promoted protection of species.

TARGET 15.7: Take urgent action to end poaching and trafficking of protected species of flora and fauna and address both demand and supply of illegal wildlife products

INDICATOR 15.7.1: Proportion of traded wildlife that was poached or illicitly trafficked

WWF supported the campaign against poaching by providing financial resources to cover the salary and travel costs for the Trade Records Analysis of Flora and Fauna in Commerce's (TRAFFIC) East Africa Legal Officer to monitor high profile wildlife crime court cases, and wildlife crime incidents in East Africa, and to enter the information into TRAFFIC's wildlife crime information database, WiTIS. The Legal Officer also provides support to WWF and TRAFFIC on legal matters and participates in meetings and workshops deemed relevant and useful to the alliance (WWF and TRAFFIC). This is meant to strengthen monitoring, evaluation and learning systems for wildlife crime that are in place across East Africa.

WWF conducted ranger surveys through ranger perception studies on key issues ranging from traditional employment indicators and benefits, training and equipment, health, stress, community and interpersonal relationships to determine how best to improve the ranger welfare for effective monitoring of wildlife crime.

SUCCESSSES



The activities implemented by WWF contributed to a number of achievements. These include: (a) improved monitoring, evaluation and learning systems for wildlife crime across East Africa; (b) increased trans-boundary and regional coordination; (c) development and launch of zero poaching strategy; (d) reduction in illegal killing of black rhino in Kenya to less than 1% of total population per annum; (e) sustained growth of national rhino population at a growth rate of at least 5% per annum in all rhino sanctuaries; and (f) effective management of human wildlife conflicts.

WWF also reviewed Participatory Forest Management Plans (PFMPs) for 35,270 hectares. Additionally, key wildlife corridors and dispersal areas were secured in the Mara and Loita area and the area under sustainable rangeland management also increased.

Africa Wildlife Foundation's recommendation on wildlife and land conservation in the context of Africa's development agenda was adopted by the Africa Union. The foundation also secured partnerships/agreements for collaboration on conservation matters in Africa. They also influenced African governments to work together to harmonise regional policies and to implement common programmes.

CHALLENGES



1. Kenya experienced a severe drought in the first four months of 2019. As a result, the Mara River flow levels were at their lowest in 10 years, affecting the survival of the wildlife that depends on the river.
2. In the wildlife dispersal areas and corridors, leasing of land and developing a business model acceptable to all parties continues to be a challenge.
3. The persistent increase in global demand for rhino horn, especially in some of the Asian countries, as well as an increase in local merchants continues to increase poaching threat.
4. Political leaders in Africa rarely take wildlife or wildlands into consideration.

5. All the challenges facing African wildlife today have policy failure as a contributing factor.

GAPS



Lax enforcement of trade laws, low fines for wildlife crimes, economic incentives to convert/change land use, and poorly planned infrastructure promote human actions that deplete the spaces available for wildlife and allow wildlife crime networks to thrive. This undermines the effectiveness of wildlife conservation efforts.

LEAVE NO ONE BEHIND



The populations that are likely to be left behind include indigenous and poor rural communities who derive their livelihoods from terrestrial ecosystems. Degradation of terrestrial ecosystems exposes these populations to the risk of falling deeper into poverty, especially in situations where there are no alternative livelihoods.

SDG INTERLINKAGES



SDG 15 has strong linkages with Goal 6 (clean water and sanitation), Goal 13 (climate action), and Goal 17 (partnerships). However, pursuit for increased economic growth and farming can lead to human activities that undermine efforts to achieve SDG 15.

ALIGNMENT TO NATIONAL POLICIES



CSO's work on SDG 15 are aligned with Kenya's MTP III and Vision 2030. The work is also aligned to sectoral policies and legislation that promote environmental conservation such as the National Forestry Policy.

PLANS FOR 2020



1. Africa Wildlife Foundation will continue to play its role as the African conservation expert by articulating how a modern Africa can move in a way that is friendly to wildlife.
2. Africa Wildlife Foundation will provide thought leadership, with a focus on how Kenya and Africa can manage their natural resources responsibly and accountably.

RECOMMENDATIONS



The government should adopt modern technology to combat wildlife related crimes including poaching.

The government should improve surveillance and law enforcement to reduce poaching and illegal logging in government forests.

CSOs and the government should work together to build the capacity of the staff of key agencies such as Kenya Wildlife Service to enhance conservation efforts.



16 PEACE, JUSTICE AND STRONG INSTITUTIONS

PROMOTE PEACEFUL AND INCLUSIVE SOCIETIES FOR SUSTAINABLE DEVELOPMENT, PROVIDE ACCESS TO JUSTICE FOR ALL AND BUILD EFFECTIVE, ACCOUNTABLE AND INCLUSIVE INSTITUTIONS AT ALL LEVELS

CONTRIBUTORS: ActionAID, ARTICLE 19 Eastern Africa, Green String Network (GSN), Mtoto News, National Coalition of Human Rights Defenders (NCHRD-Kenya), Transparency International Kenya (TI Kenya), VSO Kenya, Humanistic Institute for Cooperation with Developing Countries (Hivos), Coffey International, Namati, Katiba Institute, The Institute for Social Accountability (TISA)

Access to justice is fundamental, not only as a human rights principle but also to ensure sustainable change and development. The national government has made progress in putting in place measures to ensure peaceful coexistence and access to justice. This include reforms in the Judiciary, and the police service, as well as creation of institutions such as the Commission on Administrative Justice and the Kenya National Commission on Human Rights. While these achievements are laudable, greater effort

- Regional Level 2
- National Level 11
- 9 Mandera 1
- 8 Wajir 2
- 7 Garissa 2
- 6 Taita-Taveta 0
- 5 Lamu 2
- 47 Nairobi 4
- 46 Nyamira 0
- 45 Kisii 0
- 44 Migori 3
- 43 Homa Bay 0
- 42 Kisumu 1
- 41 Siaya 0
- 40 Busia 0
- 4 Tana River 2
- 39 Bungoma 2
- 38 Vihiga 1
- 37 Kakamega 2
- 36 Bomet 1
- 35 Kericho 0
- 34 Kajiado 0
- 33 Narok 0
- 32 Nakuru 0
- 31 Laikipia 0
- 30 Baringo 2
- 3 Kilifi 5
- 29 Nandi 1
- 28 Elgeyo-Marakwet 2
- 27 Uasin Gishu 1
- 26 Trans-Nzoia 0
- 25 Samburu 1
- 24 West Pokot 1
- 23 Turkana 1
- 22 Kiambu 0
- 21 Murang'a 0
- 20 Kirinyaga 0
- 2 Kwale 4
- 19 Nyeri 0
- 18 Nyandarua 1
- 17 Makueni 4
- 16 Machakos 1
- 15 Kitui 1
- 14 Embu 0
- 13 Tharaka-Nithi 0
- 12 Meru 0
- 11 Isiolo 1
- 10 Marsabit 1
- 1 Mombasa 5



is needed to improve access to justice, particularly among marginalised groups and to ensure accountability by addressing corruption. Also, in the 2019 VNR follow up report, Kenya's political commitment to meet the targets on arms has stagnated, despite the fact that Kenya was one of the drafters of the Arms Trade Treaty; Kenya is yet to sign and ratify it. Its ratification will allow the improvement of tracing and tracking of arms from the manufacturer to the end-user and enhance regulation of trade in arms. The need of passing policy on small arms and light weapons has been pending for years.



CSOs' contribution to Goal 16

Overview of Targets

1. **Target 16.1:** *Significantly reduce all forms of violence and related death rates everywhere*
2. **Target 16.3:** *Promote the rule of law at the national and international levels and ensure equal access to justice for all*
3. **Target 16.4:** *By 2030, significantly reduce illicit financial and arms flows, strengthen the recovery and return of stolen assets and combat all forms of organized crime*
4. **Target 16.5:** *Substantially reduce corruption and bribery in all their forms*
5. **Target 16.6:** *Develop effective, accountable and transparent institutions at all levels*
6. **Target 16.7:** *Ensure responsive, inclusive, participatory and representative decision-making at all levels*
7. **Target 16.9:** *By 2030, provide legal identity for all, including birth registration*
8. **Target 16.10:** *Ensure public access to information and protect fundamental freedoms, in accordance with national legislation and international agreements*

TARGET 16.1: Significantly reduce all forms of violence and related death rates everywhere

INDICATOR 16.1.3: Proportion of population subjected to (a) physical violence, (b) psychological violence and (c) sexual violence in the previous 12 months

Green String Network (GSN) focused on promoting trauma-informed peacebuilding in specific locations such as Kilifi, Lamu, Tana River and Nairobi counties. Their Kumekucha (A new dawn) programme provided a 12-week social healing session led by community volunteers/facilitators. This involved creating safe spaces to foster real dialogues through artwork and storytelling. GSN's Muamko Mpya programme examined the cycle of violence, trauma, resilience and

healing. The programme provided a five-day training on wellbeing and resilience for police officers.

Mtoto News focused on identifying the victims of violence and highlighted their stories. This gave the victims an opportunity to share their stories/experiences. Mtoto News also trained 20 caregivers on ways to prevent and reduce violence in homes and schools by being peace ambassadors.

TARGET 16.3: Promote the rule of law at the national and international levels and ensure equal access to justice for all

INDICATOR 16.3.1: Proportion of victims of violence in the previous 12 months who reported their victimization to competent authorities or other officially recognized conflict resolution mechanisms

Mtoto News identified victims of violence and conducted follow-ups on violence related cases for monitoring and evaluation purposes. Given that many citizens are not aware of their rights, improved provision of legal services could help in improving reporting of cases of victimization to competent authorities for remedial action.

TARGET 16.4: By 2030, significantly reduce illicit financial and arms flows, strengthen the recovery and return of stolen assets and combat all forms of organized crime

The National Steering Committee on Peacebuilding and Conflict Management supported the development of arms register in pilot police stations in Laikipia County. This was a pilot project meant to ensure accountability in the use of arms and ammunitions to ensure peace and security.

TARGET 16.5: Substantially reduce corruption and bribery in all their forms

Transparency International published the East Africa Bribery Index report, which highlighted the level of corruption in the public sector in Kenya, Rwanda, Burundi, Uganda and Tanzania. The report highlighted the areas that require improvement to eradicate corruption in the public sector.

Hivos provided support for capacity development, co-creation and institutionalisation of the Makueni County Open Contracting portal. This initiative was meant to enhance transparency and to reduce corruption in public procurement in Makueni County. Hivos also convened the open contracting cluster under the auspices of the Kenya Open Government Partnership and

provided grants to CSOs to promote open contracting. Moreover, Hivos supported government and CSO representatives from Makueni County to participate in national, regional and international policy dialogues on open contracting. Article 19 also supported reduction of corruption by facilitating adoption of progressive transparency and accountability frameworks.

CASE STUDY 10: Hivos' promotion of access to public contracting information by the Government of Makueni County in partnership with Development Gateway & Hivos

The Government of Makueni County published and disclosed information on 133 contracts and 326 project valued at KES 669 million (Euro 6M), at the launch of the Government of Makueni County Open Contracting Portal by H.E. Governor Prof. Kivutha Kibwana, on 9th December 2019. The Government of Makueni County became the first sub national government in Kenya to operationalize a public contracting portal, compliant to the Global Open Contracting Data Standard and Article 35 of the Constitution of Kenya (2010). This robust system continues to democratize public contracting information, thereby contributing to the realization of SDG 16 target 10.2 in the spirit of leaving No One Behind.

The Open Contracting portal is providing the citizens of Makueni County and others with access to public contracting information. Citizens and others can now access public contracting information that is machine readable, comparable and interoperable. Citizens can also provide feedback and receive responses from the County Government. The user centred open contracting portal largely abolishes information asymmetries in relation to the disclosure of public contracting information and data.

Practical steps are being taken to ensure the portal has an SMS interphase to strengthen feedback loops and drive inclusion of citizens with low tech devices and zero internet connectivity. This SMS interphase ensures the portal reduces the digital divide and exclusion. On the demand side, the Government of Makueni County and its strategic partners continue to build citizens' awareness and capabilities to utilize the Open Contracting portal. On the supply side, the County Government continues to increase its internal capabilities and further entrench sustainability of the Open Contracting Portal.

The co-creation and adaptation of the open contracting portal was driven by joint efforts and investments by the Makueni County Government, the Humanistic Institute for Cooperation with Developing Countries (Hivos) and Development Gateway (DG). The partnership and its collaborative approach is articulated in the tripartite Memorandum of Understanding signed on 25 June 2018 by the aforementioned parties.

TARGET 16.6: Develop effective, accountable and transparent institutions at all levels

Transparency International conducted public expenditure tracking surveys for education and health sectors at the institutional level under the Action for Transparency Project. The surveys highlighted the trends in expenditure in the two sectors and the challenges being faced and provided recommendations for improvement. Transparency International also provided support to strengthen public audit and accountability processes to ensure effective utilisation of public resources.

ActionAid reviewed county government planning instruments to determine integration of SDG

implementation in the County Integrated Development Plans and Annual Development Plans. They also developed charters of demand which were presented to county governments to ensure inclusion of SDGs in county development plans, thereby facilitating budgeting and spending on programmes that support achievement of the 17 goals.

VSO Kenya provided civic education to sensitize citizens on their rights including access to services. They also established grassroots citizen led monitoring (CLM) group for young people who were also trained to use social accountability tools. VSO Kenya supported the groups to use the CLM approach to monitor service delivery in early childhood development education and technical and vocational education and training institutions. Additionally, VSO Kenya explored the use of technology to enhance citizen led monitoring within county governments and conducted lobbying and advocacy to ensure improved provision of services.

TARGET 16.7: Ensure responsive, inclusive, participatory and representative decision-making at all levels

Public participation is now a guaranteed process in Kenya. The 2010 constitution in various chapters and clauses require that public participation be undertaken at all levels of government before government officials and body make official decisions. The norm however is different in most counties with minimal citizen participation and representation of vulnerable groups, those participating often are unable to effectively offer critical input to the process. According to the 20 SDGs county citizen dialogues conducted by the SDGs Kenya Forum members since 2016-2020 that aim is to create awareness on SDGs and to mobilize and build citizen capacity especially marginalized groups in public participation processes.

The following groups have been listed in different counties as vulnerable and left behind; Widows, Orphans, Older persons, Persons living with Disabilities, Peasant farmers, Rural women and youth who drop out of school. The SDGs citizen dialogues have reached

over 1 million local citizens through physical meetings and use of vernacular radio stations.

TARGET 16.9: By 2030, provide legal identity for all, including birth registration

Namati participated in policy formulation to inform improvements to the draft Huduma Bill to reduce risks of exclusion in access to legal identity. They also conducted public interest litigation and advocacy to encourage public participation and inclusive design and establishment of the Huduma Number.

Namati also raised awareness and provided community paralegal assistance to empower marginalised Kenyans to obtain birth certificates, national identity cards and passports.

Target 16.10: Ensure public access to information and protect fundamental freedoms, in accordance with national legislation and international agreements

On August 20th 2016, Kenya passed the Access to Information (ATI) act. This was after more than 15 years of advocacy undertaken primarily by the civil society in Kenya. This heralded a new dispensation with regard to transparency in government and underlines the government's willingness to enhance citizen engagement, transparency and accountability. But to actualize these laws, there was need for a repeal of laws that impeded proactive disclosure (that is information that should be published proactively by government without an information request by a citizen) of information for citizens - inconsistent with the provisions of the ATI Act. These included the Official Secrets Act, the Public Officers Ethics Act and the Public Archives and Documentation Service Act.

Back in 2017, some of the key issues after the passage of the ATI act included mandating the Cabinet Secretary of Information to formulate regulations that should provide guidelines on issues like cost, timelines, and language so as to positively aid in the implementation of the Act; capacity building of public officials to understand their obligations to respond

to information requests and promote proactive disclosure; and empowerment of the Commission on Administrative Justice (CAJ) which is mandated to undertake enforcement and oversight powers over the implementation of the Act.

Fast forward to 2018, there was still low public awareness about the act, their rights and procedures available to access information - especially by citizens. There was still need to focus on the regulations that would guide the instrumentality of the Access to Information Act (2016). In this regard, CSOs have been active in building capacities both in government and with the citizens (to continue to demand for information) thereby building in accountability. The public participation process is a key entry point for citizens as public participation is now a guaranteed process in Kenya. The 2010 constitution requires that public participation be undertaken at all levels of government before government officials and body make official decisions - especially during budget planning.

INDICATOR 16.10.1: Number of verified cases of killing, kidnapping, enforced disappearance, arbitrary detention and torture of journalists, associated media personnel, trade unionists and human rights advocates in the previous 12 months.

Article 19 monitored and documented attacks against journalists and media workers. They also implemented a capacity building programme aimed at enhancing the safety and protection of journalists, associated media personnel and human rights defenders. Protecting these groups is expected to enhance media coverage/ highlighting of cases of human rights violation to enhance the safety and wellbeing of all citizens. The National Coalition of Human Rights Defenders also strengthened responsive and sustainable protection mechanism for human rights defenders in Kenya.

INDICATOR 16.10.2: Number of countries that adopt and implement constitutional, statutory and/or policy guarantees for public access to information

By 2019, there were still no guideline on implementation

for the ATI Act; also there was still low awareness on the right to access information; especially the limited knowledge by citizens on how to seek redress in case of violations of the ATI Act. This included limited access to the real annual development or procurement plans before public participation forums in order to enhance accountability. Nevertheless, and as will be seen in this report, there has been a lot of progress by CSOs in Kenya. Article 19 continued to supported implementation of the Access to Information Law through ensuring improved access to information.

SUCCESSSES



The community dialogues held in Kibera-Laini Saba ward by Mtoto News contributed to a decrease in the number of violence-related cases. Additionally, the social media campaigns implemented by Mtoto News such as #Say No to early marriage on Facebook and Twitter equipped parents/caregivers and children with appropriate information.

ActionAid's programmes raised awareness among communities on their role in holding the government to account on delivery of the SDGs. In addition, their advocacy work contributed to integration of SDGs in county planning documents/instruments.

National Coalition of Human Rights Defenders facilitated response to and protecting from harm, 80 human rights defenders and journalists.

Hivos's work on open contracting contributed to the finalisation and launch of the Makueni County Open Contracting Portal in December 2019.

Namati successfully pushed for implementation of measures to ensure inclusion in identity registration. This was achieved through public interest litigation, advocacy, and media campaigns. For instance, their public interest litigation led to a court ruling which stopped the implementation of the Huduma Namba until a comprehensive regulatory framework is put in place to address exclusion and data privacy concerns.

Article 19 successfully provided legal support to two

journalists in Siaya County who were charged with wilful obstruction of a police operation. The journalists won the case through the layers hired by Article 19. Moreover, the engagements facilitated by Article 19 led to the formulation of a framework to guide the establishment of a national mechanism for the safety of journalists in line with the Addis Ababa Resolution. The trainings provided by Article 19 enhanced the capacity of female journalists, media workers, bloggers, social media users and vulnerable groups to speak safely and to be heard in Kenya, Somalia, Rwanda, Uganda, Tanzania and South Sudan. Article 19's advocacy work also contributed to finalization of the regulations to operationalise the Access to Information Act 2016.

CHALLENGES



1. *Inadequate funding to support peace building programmes*
2. *Poor enforcement of the law perpetuates high prevalence of violence and abuse of vulnerable groups such as children in informal settlements.*
3. *Community members in counties such as Garissa and Turkana refuse to attend meetings to discuss how to reduce violence due to reasons such as not being paid for their time.*
4. *Low awareness on the right to access information (ATI). This include limited knowledge among citizens on the procedures available to the public to seek redress in case of violations of the right to information.*
5. *Limited access to government documents such as annual development plans to access the information needed to review public programmes and to hold the government to account.*
6. *The risk exposure for young people involved in social accountability work is high. In some counties, young people have reported concerns over surveillance, denial of services, exclusion, threats and victimization due to their work on social accountability. This affects the level of citizen scrutiny of public service delivery thus hindering realization of Sustainable Development Goals.*

GAPS



1. *There is limited coordination and creation of synergies among civil society organizations that take part in advocacy on children rights.*
2. *There is lack of research around internal (media house) attacks/violation of the rights of journalists and media workers and specific interventions and redress mechanisms for such cases. Additionally, journalists lack training on documenting human rights violations.*
3. *The contribution of human rights defenders and CSOs to development is not captured in state reports by the Kenya National Bureau of statistics.*
4. *Nonrecognition of citizen generated data, insufficient data and monitoring mechanism, and inadequate civic space for public participation in implementation and monitoring of government programmes.*

LEAVE NO ONE BEHIND



1. *Young girls in Kajiado, Garissa, and West Pokot counties who are affected by early marriages, and female genital mutilation are the groups being left behind. The contributing factor is the geographical location, culture and gender.*
2. *Female journalists, associate media workers (bloggers) and human rights defenders face unique challenges in their work, such as threats of violence. Thus, they require more specific interventions/assistance to avoid being left behind.*
3. *There is clear discrimination of LGBT, and their human rights defenders. These groups are being left behind in access to basic services.*
4. *Young people with disabilities, the youth who are out of employment and women are being left behind. Negative attitudes and stereotypes lead to marginalisation of the youth, people with disabilities and women. This hinders their participation in decision-making, planning, and budgeting processes.*
5. *Minority communities such as the Nubians face difficulties in accessing national identity cards due to long and unfair vetting processes.*

SDG INTERLINKAGES



Social healing and using a trauma-informed peacebuilding approach, empowers communities and provide them with hope to participate in social and economic activities (Goal 8), and achieve good health and well-being (Goal 3). Additionally, the approach promotes reduction of gender-based violence (Goal 5). A peaceful environment also enables children to access education (Goal 4). Promoting social accountability contributes to improved provision of basic services such as education (Goal 4), health care (Goal 3), water and sanitation (Goal 6) and clean energy (Goal 7).

ALIGNMENT TO NATIONAL POLICIES



Promoting peace, access to justice and development of accountable institutions is aligned to the economic, social and political pillars of Vision 2030. Further, promoting accountability and involvement of vulnerable groups such as the youth in decision making processes promotes effective delivery of services as envisioned in various sectoral policies.

PLANS FOR 2020



Green Strings Network will continue to conduct various wellbeing and resilience training for the Kenya National Police Service. They will also fundraise to support community and police projects in Kenya aimed at promoting the wellbeing of Kenyans in contributing to the effective realisation of the sustainability blueprint for peace, prosperity, people, planet, partnership.

Article 19 will develop a protocol for investigating attacks against freedom of expression which will be used in at least 2 cases in Kenya. The organisation will continue to provide technical and financial support to facilitate stakeholder consultations and citizen participation on the Access to Information Regulations in at least three counties.

Transparency International will launch the 2019 East

African Bribery Index report, the County Governance Status Report and promote the use of ICT to enhance public accountability.

In 2020, VSO Kenya aims to contribute towards accountable and inclusive systems to foster more just and equitable societies, where the rights of the most marginalized are realized through improving active engagement and involvement of primary actors in planning, implementation, monitoring and demanding accountability in service delivery. VSO Kenya also aims to grow to scale the use of ICT in social accountability. National Coalition of Human Rights Defenders will focus on innovation to ensure that its 2020 work plan is aligned to SDG 16.

Namati will continue to work with partners to support a network of community paralegals who will assist marginalised communities to overcome obstacles in accessing legal identity documents. The community-based experience will continue to inform their advocacy campaigns to eliminate vetting and general discrimination on the right to nationality and access to identity documentation.

ActionAid plans to hold community dialogues and to develop community scorecards and citizens report cards.

Mtoto News will form new partnerships and alliances to pool ideas and resources. They will also be strengthening their advocacy structures.

RECOMMENDATIONS



Recommendations on freedom of expression

1. *Reform the National Intelligence Service Act (2012) to ensure full protection of the rights to privacy and freedom of expression, particularly for human rights defenders and journalists by ensuring that targeted surveillance is permitted only with a legitimate objective that is connected to the investigation of serious crimes, and where necessary and proportionate, as authorised by a competent and*

independent judicial body.

2. *Establish a national mechanism on the safety of journalists dedicated to the prevention, protection and remedy of attacks against persons for exercising their right to freedom of expression.*
3. *Fully protect freedom of artistic expression, in particular for minority groups, through the reform of the Kenya Films and Classification Board and repeal of the colonial-era Films and Stage Plays Act 1962. Fully protect the right to freedom of expression, in particular the rights of LGBT people, by repealing Section 181 of the Penal Code on "distribution and exhibition of indecent content with the potential to corrupt morals".*
4. *Track the contribution of human rights defenders in the promotion of the rule of law, development and strengthening of institutions mandated to uphold human rights in Kenya*

Recommendations on access to information and public participation

1. *Ensure maximum support to ATI oversight by ensuring that the Commission on Administrative Justice is adequately resourced to undertake its functions.*
2. *Focus on ATI promotion by ensuring that citizens are aware of their rights of access to information. The media has a crucial role in this as they have multiple platforms through which to create awareness.*
3. *Ensure inclusion of all interest groups in county development structures and committees up to the ward level with particular representation of youth, women and persons with disabilities.*
4. *County governments should establish well-equipped and managed information centers up to the village levels. The centers should be furnished with all important government documents such as county budgets and development plans.*

Recommendations on corruption

1. *Investigate and prosecute any public official who misuses and/or abuses office through corrupt practices.*

2. *Recover proceeds of corruption from perpetrators and return them to the public.*
3. *County governments should submit periodic reports e.g. reports on the status of implementation of county budgets.*
4. *County governments should formulate and implement county anti-corruption policies outlining structures and strategies to fight corruption, establishment of corruption prevention committees, internal and external reporting mechanism among others.*
5. *Strengthen institutions, inclusivity and accountability to ensure efficient and effective utilization of public resources for improved service delivery.*

Photo Credits: Freepik



17 PARTNERSHIPS FOR THE GOALS



STRENGTHEN THE MEANS OF IMPLEMENTATION AND REVITALIZE THE GLOBAL PARTNERSHIP FOR SUSTAINABLE DEVELOPMENT

CONTRIBUTORS: Citizen Network for Rural Development Kenya, Global Partnership for Sustainable Development Data (GPSDD), National Taxpayers Association, Open Institute, African Interfaith Initiative on SDGs, OXFAM, Stockholm Environment Institute (SEI)

The government of Kenya has put in place structures and implemented projects that support and strengthen the implementation of SDGs. The Births and Deaths Registration Act, Chapter 149 (revised edition 2012) mandates the government to perform among other roles the registration of all births and deaths occurring in the country and of Kenyan citizens occurring abroad. Civil registration promotes efficient government planning, effective use of resources and aid, and more accurate monitoring of progress towards achievement of the Sustainable Development Goals.

National Level	11
1 Mombasa	5
3 Kilifi	5
2 Kwale	4
17 Makueni	4
47 Nairobi	4
44 Migori	3
Regional Level	2
4 Tana River	2
5 Lamu	2
7 Garissa	2
8 Wajir	2
28 Elgeyo-Marakwet	2
30 Baringo	2
37 Kakamega	2
39 Bungoma	2
9 Mandera	1
10 Marsabit	1
11 Isiolo	1
15 Kitui	1
16 Machakos	1
18 Nyandarua	1
23 Turkana	1
24 West Pokot	1
25 Samburu	1
27 Uasin Gishu	1
29 Nandi	1
36 Bomet	1
38 Vihiga	1
42 Kisumu	1
6 Taita-Taveta	0
12 Meru	0
13 Tharaka-Nithi	0
14 Embu	0
19 Nyeri	0
20 Kirinyaga	0
21 Murang'a	0
22 Kiambu	0
26 Trans-Nzoia	0
31 Laikipia	0
32 Nakuru	0
33 Narok	0
34 Kajiado	0
35 Kericho	0
40 Busia	0
41 Siaya	0
43 Homa Bay	0
45 Kisii	0
46 Nyamira	0



Several multi-stakeholder partnerships for implementation of the SDGs are active in Kenya. These are working towards better implementation, monitoring, and reporting on the progress towards the SDGs. The civil society in Kenya through the SDG Forum provides space for structured and coordinated engagement with national and county governments, citizens, the private sector, media, academia and development partners who are implementing, monitoring and reporting on SDGs and the Agenda 2030.



CSOs' contribution to Goal 17

Overview of Targets

1. **Target 17.1:** Strengthen domestic resource mobilization, including through international support to developing countries, to improve domestic capacity for tax and other revenue collection
2. **Target 17.14:** Enhance policy coherence for sustainable development
3. **Target 17.16:** Enhance the Global Partnership for Sustainable Development, complemented by multi-stakeholder partnerships that mobilize and share knowledge, expertise, technology and financial resources, to support the achievement of the Sustainable Development Goals in all countries, in particular developing countries
4. **Target 17.18:** By 2020, enhance capacity-building support to developing countries, including for least developed countries and small island developing States, to increase significantly the availability of high-quality, timely and reliable data disaggregated by income, gender, age, race, ethnicity, migratory status, disability, geographic location and other characteristics relevant in national contexts

TARGET 17.1: Strengthen domestic resource mobilization, including through international support to developing countries, to improve domestic capacity for tax and other revenue collection

Oxfam in Kenya implemented a project on domestic revenue mobilisation in Nairobi and Turkana. The aim of this project was to increase revenue mobilization for expenditure on social services. Case study 11 below provides more details about the project.

CASE STUDY 11 -OXFAM – domestic revenue mobilisation project

This work was carried out with local partners in Nairobi and Turkana. The project enabled citizens to respond to service delivery shortfalls through social audits. The idea was to mobilise citizens in both counties to interrogate revenue generation, allocation and expenditure as key stakeholders. **The key achievements from the project include:**

1. Oxfam together with partners submitted to the National Treasury proposals to increase domestic revenue mobilization by increasing the rate of capital gains tax to a similar rate as the highest tax rate band (30% from 5%). In 2019, an increase was introduced by raising capital gains tax from 5% to 12.5%.
2. Another proposal made by Oxfam was to increase the top tax rate from 30% to 35% given that an individual earning less than USD 500 a month pays the same effective top tax rate as an individual earning USD 110,000 a month.

National Taxpayers Association promoted efficiency in the use of public resources by working with the Salaries and Remuneration Commission and partner CSOs to campaign against payment of a house allowance of KES 250,000 to Members of Parliament. The association also signed a memorandum of understanding with partner counties to implement its social accountability project. They also analysed and disseminated the Auditor General report for Nairobi County.

TARGET 17.14: Enhance policy coherence for sustainable development

INDICATOR 17.14.1: Number of countries with mechanisms in place to enhance policy coherence of sustainable development

The Stockholm Environment Institute (SEI) conducted a study/research on policy coherence between the nationally determined contributions and the SDGs (see case study 12). They also conducted a research on the policy coherence, focusing on the nexus of energy and air pollution in urban areas. Such studies are expected to provide insights/evidence to improve policy coherence for sustainable development.

CASE STUDY 12:

Stockholm Environment Institute's contribution to SDG implementation in Kenya

The SEI contributes to the analysis of national actions to achieve the SDGs in Kenya through its extensive work on SDGs interactions and policy coherence. This work builds on SEI's NDC-SDG connections tool that analyses and quantifies the connections between climate change and the SDGs. By identifying synergies, the tool enables more effective and ambitious national action to implement the 2030 Agenda and the Paris Agreement.

Through its recent research on overcoming incoherence in national climate policy and SDG implementation in Kenya, SEI analysed the most critical synergies and conflicts between climate actions in the Kenyan Nationally Determined Contribution which is part of Goal 13 and other SDGs to understand the existing policy incoherence. SEI took the climate action (SDG 13) as a reference goal and identified key synergies and conflicts between SDG 13 and three specific clusters of goals:

- I. the water-energy-land-food nexus (SDG 2, 6, 7 and 15);*
- II. economic growth, resilient infrastructure, and responsible consumption and production (SDG 8, 9 & 12); and*
- III. poverty, and inequality (SDG 1, and 10).*

SEI also identified synergies and conflicts within the SDGs themselves. Overall, the analysis found that synergies and conflicts abound within and across the three clusters of SDG Goals, with particularly important interlinkages among energy (Goal 7), economic growth (Goal 9) and inequality (Goal 10). Synergies exist in the switch to sustainable and renewable energy sources (Goal 7) to boost economic growth (Goal 9) and reduce inequality (Goal 10) as these promote achievement of Goal 13. Potential conflicts emerge on the reliance on fossil fuels to promote socio-economic growth and reduce inequality, as this conflicts with goals to reduce carbon emissions.

Furthermore, findings reveal that despite a well-established institutional framework to coordinate the implementation of actions to meet the SDG 13 and other SDGs and enhance policy coherence, in practice inadequate institutional coordination and operationalisation of policy and legal frameworks contribute to policy incoherence. Strategies for increased policy coherence include, tracking the progress and alignment of the climate and SDG agendas – through monitoring, reporting and evaluation mechanism-; adequate resource allocation to operationalize the policy and legal frameworks; enhancing capacity and technical expertise at the county level, strengthening institutional coordination by operationalizing existing intergovernmental platforms and; research on SDGs interactions to inform integrated intervention in the different sectors.

TARGET 17.16: Enhance the Global Partnership for Sustainable Development, complemented by multi-stakeholder partnerships that mobilize and share knowledge, expertise, technology and financial resources, to support the achievement of the Sustainable Development Goals in all countries, in particular developing countries

African Interfaith Initiative on SDGs promoted partnerships in the implementation of the Sustainable Development Goals by holding faith community strategy meeting, youth advocacy workshop and the Faith Leaders and Technical Representatives forum. They also conducted several advocacy campaigns to ensure implementation of SDGs.

Citizen Network for Rural Development Kenya also mobilised CSOs and other partners for implementation of SDGs. Their work included conducting SDG dialogues in four sub-counties in Taita-Taveta County, and holding multi-stakeholder forums, SDGs and CSOs leadership summit. Global Partnership for Sustainable Development Data facilitated peer exchange for government, CSOs and the private sector on SDG monitoring.

The SDGs Kenya Forum has also continued to convene the SDGs stakeholders (Government, Private Sector, CSOs, Media, Academia) in Kenya - pointing to the direction of shared effort for strengthened implementation of the SDGs. In 2019, the 2nd multi-stakeholder Workshop (see the report) on the SDGs was organised and held on 5th – 6th December 2019 - with the objectives to 1) Disseminate Kenya's SDGs Multi-stakeholder Engagement strategy, 2) Collect input from stakeholders on the draft Kenya's SDGs Accelerator Framework 3) Brief participants and plan for the Kenya's VNR 2020 process.

The spirit behind joint convenings (workshops, trainings and meetings) continues to be:

1. *Government should recognize and engage the academia in development processes, especially*

on research, as they have adequate professional capacities to undertake such work.

2. *Focused action on the ground so that reporting is consistent with the reality being experienced by citizens on the ground.*
3. *Encouragement of local content and local production/manufacturing by paying attention to the cost of producing goods locally*
4. *Improving reliability of data across all stakeholders so that media can seize such and continue with the work of informing citizens of progress.*
5. *Lastly, the emphasis on mobilizing resources locally for investment into various areas critical to the achievement of the SDGs.*

TARGET 17.18: By 2020, enhance capacity-building support to developing countries, including for least developed countries and small island developing States, to increase significantly the availability of high-quality, timely and reliable data disaggregated by income, gender, age, race, ethnicity, migratory status, disability, geographic location and other characteristics relevant in national contexts

Global Partnership for Sustainable Development Data (GPSDD) promoted access to and use of data by providing support to the Kenya National Bureau of Statistics and Communications Authority on using mobile data for measuring the SDGs (see case study 13). GPSDD also developed guidelines for CSOs to inform collection of citizen-generated data.

CASE STUDY 13 – GPSDD’s use of mobile data for social impact and SDG monitoring in Kenya project

According to the Sustainable Development Goals report of 2018 progress has been made in many areas of the 2030 Agenda. However, in some areas, progress is insufficient to meet the Agenda’s goals and targets by 2030. This is especially true for the most disadvantaged and marginalized groups. Conflict, climate change and growing inequalities add additional challenges. It is further noted that today’s technology makes it possible to collate the data we need to keep the promise to leave no one behind. This has subsequently increased interest in other sources of data like satellite, mobile data, and citizen-generated data that can offer more timely insights and complement official statistics.

In February 2019, the Government of Kenya through the Office of the Deputy President, the Kenya National Bureau of Statistics (KNBS), and the Communications Authority of Kenya (CA), in partnership with the Global Partnership for Sustainable Development Data hosted a regional forum on Mobile Data for Social Impact. In the Kenyan context, we supported the scale-up of the 2017 International Telecommunication Union (ITU) Big Data pilot study project in partnership with Communications Authority of Kenya (CA) and Kenya National Bureau of Statistics (KNBS).

The Open Institute (OI) supported Elgeyo/Marakwet County to establish a data desk that enable the county to manage sectoral data and centralise it (see the County Performance Dashboard) for analysis to inform planning and budgeting decisions.

SUCCESSSES



NTA partnered with the county governments of Vihiga, Homabay, Nandi, Kisumu and Nairobi. The signing of a MoU with the aforementioned counties enabled

NTA to implement a social accountability project. NTA also liaised with the Office of the Auditor General in analysing, simplifying and disseminating the Auditor general reports. They also successfully launched the Nairobi County Audit report, at Jakaranda Grounds in Kayole, in November 2019. NTA’s campaign against the payment of KES 250,000 to Members of Parliament led to a court ruling in favour of the Salaries and Remuneration Commission.

OI’s Devolution Programme, led to establishment of data desk in Elgeyo Marakwet County, thereby allowing the government to access and use data for its planning and budgeting processes. The data desk constitutes a platform that analyses the data, as well as data fellows who are sector focal points and government officers who manage the data desk and publish the data. OI’s work on Village Administration Units facilitates access to citizen generated data to inform provision of services based on needs and enhances public participation and engagements in decision-making.

Citizen Network for Rural Development Kenya’s work contributed to improved awareness and understanding of SDGs among communities and the importance of their participation in the implementation. In addition, there have been increased awareness and knowledge within faith-based organisations on how to engage and monitor implementation of the SDGs, in part due to enhanced mobilisation and awareness creation by African Interfaith Initiative on SDGs.

GSPDD’s work has contributed to an interest/appetite for Government and the Private sector to work together on alternative data sources for monitoring the SDGs, such as mobile data. Their work has also given citizen generated data attention in the global and country spaces.

SEI’s work on policy coherence has enhanced knowledge/understanding of the linkages between air pollution, energy and health among policymakers at the county level and the need for an integrated approach for addressing air pollution.

CHALLENGES



1. Lack of institutional funding that allows CSOs such as NTA the flexibility to participate in country, regional and international tax forum and human rights, that enhances programmes and effectiveness of the institution.
2. A lack of political will within the government to implement the activities that support achievement of SDG 17. This is compounded by financial constraints.
3. Poor coordination between African governments and CSO representatives during the High-Level Political Forums (HLPF).
4. Data as a priority remains more said than done, especially among CSOs. It is sometimes not a priority compared to service delivery for example. Data Literacy: Skills on data analysis, effective data collection, data use and data sharing remain limited.

GAPS



1. Lack of technical skills that are necessary for data analysis and report publication at the county government.
2. Poor documentation of the contribution of faith actors/faith-based organizations towards the SDGs and to recognize the services they provide.
3. Lack of standards on data collection, adherence to data standards, lack of data sharing among CSOs.

LEAVE NO ONE BEHIND



The populations that are being left behind include persons with disabilities and other vulnerable groups such as artisanal miners and housewives in low-income areas. Others include people who are not counted or registered through the civil registration and vital statistics system as they remain invisible, and therefore likely to be excluded in development.

SDG INTERLINKAGES



Enhancing policy coherence through studies such as those conducted by SEI generate evidence that ensure effective implementation of all SDGs. Efforts aimed at increase revenue generation ensures availability of adequate resources to implement all SDGs. Furthermore, improving access to data including through alternative sources such as mobile data supports implementation and monitoring of all SDGs.

ALIGNMENT TO NATIONAL POLICIES



SEI's work on NDCs-SDGs nexus is aligned to Kenya's Vision 2030, and MTP III. The contributions of other CSOs working on SDG 17 are also strongly linked to sectoral policies and legislation.

PLANS FOR 2020



NTA will analyse the Auditor General reports for 2018/19 fiscal year, for all counties, and share with county executives and assemblies for a constructive engagement. They will also promote transparency, accountability and service delivery through advocacy.

African Interfaith Initiative on SDGs will officially launch their #Discover and #Engage campaign. They will also develop the faith-based organizations guide on SDGs and advocacy tools and organise the faith leaders' summit.

GPSDD will publish the citizen generated data (CGD) guide for CSOs and host a side event on CGD at the UN Statistical Commission in New York with representation from Kenya (Kenya National Bureau of Statistics and Open Institute). GPSDD will also explore how to bring in CSOs on the work on mobile data.

OI plans to engage more partners who are able to adopt the tools and lessons emerging from their work and replicate them in other regions. They will also focus on developing innovative solutions to support vulnerable

groups such as people with disabilities, and artisanal miners who are likely to be left behind.

SEI will continue with its work on SDGs interactions and policy coherence for sustainable development. This will include working with the SDGs Coordination Unit at the Department for Planning to engage with policymakers at the national level.

Citizen Network for Rural Development Kenya will identify and train SDGs champions from the private sector, CSOs, media, academia and county governments. They will also organise a SDGs week event and launch the 10 years of action on SDGs Agenda 2030.

RECOMMENDATIONS



1. *Strengthen African governments and CSO collaboration in monitoring the SDG implementation.*
2. *Convene regular engagements among CSOs on data and engage the KNBS (and other govt agencies) to support policy coherence as in target 17.14 2.*
3. *Develop skills building (data literacy) for CSOs as in target 17.9*
4. *Counties need to be pushed to institutionalize SDGs implementation by establishing County SDGs Units for easy coordination.*



ENDNOTES

1. <https://unstats.un.org/sdgs/iaeg-sdgs/tier-classification/>
2. [World Bank 2020. PovcalNet. Available at: http://iresearch.worldbank.org/PovcalNet/povOnDemand.aspx](http://iresearch.worldbank.org/PovcalNet/povOnDemand.aspx)
3. [Kenya Integrated Household Budget Survey 2015/16: Basic report on well-being in Kenya. Available at: https://www.knbs.or.ke/?page_id=3142](https://www.knbs.or.ke/?page_id=3142)
4. [Kenya Integrated Household Budget Survey 2005/06: Basic report on well-being in Kenya. Available at: http://statistics.knbs.or.ke/nada/index.php/catalog/8/download/35](http://statistics.knbs.or.ke/nada/index.php/catalog/8/download/35)
5. [World Bank 2019. Kenya economic update: Unbundling the slack in private sector investment, transforming agriculture sector productivity and linkages to poverty reduction. Available at: http://documents.worldbank.org/curated/en/820861554470832579/pdf/Kenya-Economic-Update-Unbundling-the-Slack-in-Private-Sector-Investment-Transforming-Agriculture-Sector-Productivity-and-Linkages-to-Poverty-Reduction.pdf](http://documents.worldbank.org/curated/en/820861554470832579/pdf/Kenya-Economic-Update-Unbundling-the-Slack-in-Private-Sector-Investment-Transforming-Agriculture-Sector-Productivity-and-Linkages-to-Poverty-Reduction.pdf)
6. [Human development report 2019. Inequalities in human development in the 21st Century: Briefing note for countries on the 2019 human development report, Kenya. Available at: http://hdr.undp.org/sites/all/themes/hdr_theme/country-notes/KEN.pdf](http://hdr.undp.org/sites/all/themes/hdr_theme/country-notes/KEN.pdf)
7. [Agricultural sector transformation and growth strategy: Towards sustainable agricultural transformation and food security in Kenya: 2019-2029. Available at: http://www.kilimo.go.ke/wp-content/uploads/2019/01/ASTGS-Full-Version.pdf](http://www.kilimo.go.ke/wp-content/uploads/2019/01/ASTGS-Full-Version.pdf)
8. [Ibid.](#)
9. [Kenya Integrated Household Budget Survey 2015/16: Basic report on well-being in Kenya. Available at: https://www.knbs.or.ke/?page_id=3142](https://www.knbs.or.ke/?page_id=3142)
10. [Development Initiatives 2019. Tracking subnational government investments in climate change mitigation and adaptation in Kenya: Progress, opportunities and challenges. Available at: http://devinit.org/wp-content/uploads/2019/05/Tracking-subnational-government-investments-in-climate-change-mitigation-and-adaptation-in-Kenya.pdf](http://devinit.org/wp-content/uploads/2019/05/Tracking-subnational-government-investments-in-climate-change-mitigation-and-adaptation-in-Kenya.pdf)
11. [Kenya Integrated Household Budget Survey 2015/16: Basic report on well-being in Kenya. Available at: https://www.knbs.or.ke/?page_id=3142](https://www.knbs.or.ke/?page_id=3142)
12. [Kenya Integrated Household Budget Survey 2015/16: Basic report on well-being in Kenya. Available at: https://www.knbs.or.ke/?page_id=3142](https://www.knbs.or.ke/?page_id=3142)
13. [Ibid.](#)
14. [Global Hunger Index 2019: The challenge of hunger and climate change. Available at: https://reliefweb.int/sites/reliefweb.int/files/resources/2019%20Global%20Hunger%20Index.pdf](https://reliefweb.int/sites/reliefweb.int/files/resources/2019%20Global%20Hunger%20Index.pdf)
15. [Ministry of Agriculture and Irrigation, Kenya 2018. Towards zero hunger strategic review. Available at: https://docs.wfp.org/api/documents/WFP-0000101036/download/?ga=2.21386171.187257709.1587396674-2096298603.1556706739](https://docs.wfp.org/api/documents/WFP-0000101036/download/?ga=2.21386171.187257709.1587396674-2096298603.1556706739)
16. [UNICEF 2019. Kenya humanitarian situation report. Available at: https://reliefweb.int/sites/reliefweb.int/files/resources/UNICEF%20Kenya%20Humanitarian%20Situation%20Report%20mid-year%202019.pdf](https://reliefweb.int/sites/reliefweb.int/files/resources/UNICEF%20Kenya%20Humanitarian%20Situation%20Report%20mid-year%202019.pdf)
17. [Ministry of Health 2019. Refocusing on quality of care and increasing demand for services: Essential elements in attaining universal health coverage in Kenya. Available at: http://www.health.go.ke/wp-content/uploads/2019/01/UHC-QI-Policy-Brief.pdf](http://www.health.go.ke/wp-content/uploads/2019/01/UHC-QI-Policy-Brief.pdf)
18. [Ministry of Health 2019. Health sector working group report: Medium term expenditure framework for the period 2020/21-2022/23. Available at: https://www.treasury.go.ke/component/jdownloads/send/211-sector-reports/1489-health-sector-report-draft.html](https://www.treasury.go.ke/component/jdownloads/send/211-sector-reports/1489-health-sector-report-draft.html)
19. [Ibid.](#)
20. [Ministry of Health, Africa Population and Health Research Centre and Ipas 2018. The costs of treating unsafe abortion complications in public health facilities in Kenya. Available at: https://aphrc.org/wp-content/uploads/2019/07/The-Costs-of-Treating-Unsafe-Abortion-Complications-in-Public-Health-Facilities-in-Kenya_Final.pdf](https://aphrc.org/wp-content/uploads/2019/07/The-Costs-of-Treating-Unsafe-Abortion-Complications-in-Public-Health-Facilities-in-Kenya_Final.pdf)
21. [There is no relevant indicator that covers mental health specifically.](#)
22. [WHO Framework Convention on Tobacco Control 2019. The environmental impact of tobacco: A concern that demands multisectoral action. Available at: https://www.who.int/fgt/mediacentre/news/2017/environmental-impact-of-tobacco/en/](https://www.who.int/fgt/mediacentre/news/2017/environmental-impact-of-tobacco/en/)
23. [Ministry of Education, Kenya 2019. Sessional paper no. 1 of 2019 on a policy framework for reforming education and training for sustainable development in Kenya. Available at: http://www.knqa.go.ke/wp-content/uploads/2019/03/Session-Paper-No-1-of-2019.pdf](http://www.knqa.go.ke/wp-content/uploads/2019/03/Session-Paper-No-1-of-2019.pdf)
24. [KIPPRA and UNICEF 2019. Education and training budget brief. Available at: https://www.unicef.org/esaro/UNICEF-Kenya-2018-Education-Budget-Brief.pdf](https://www.unicef.org/esaro/UNICEF-Kenya-2018-Education-Budget-Brief.pdf)
25. [Education Sector Report 2019. Medium term expenditure framework 2020/21 – 2022/23. Available at: https://www.treasury.go.ke/component/jdownloads/send/211-sector-reports/1497-education-sector-mtef-2021-2023-report-final.html](https://www.treasury.go.ke/component/jdownloads/send/211-sector-reports/1497-education-sector-mtef-2021-2023-report-final.html)
26. [Kenya National Bureau of Statistics 2019. Economic survey 2019. Available at: https://www.knbs.or.ke/?wpdmpro=economic-survey-2019&wpdmml=5243](https://www.knbs.or.ke/?wpdmpro=economic-survey-2019&wpdmml=5243)
27. [Human development report 2019. Inequalities in human development in the 21st Century: Briefing note for countries on the 2019 human development report, Kenya. Available at: http://hdr.undp.org/sites/all/themes/hdr_theme/country-notes/KEN.pdf](http://hdr.undp.org/sites/all/themes/hdr_theme/country-notes/KEN.pdf)
28. [Equileap 2019. Gender equality in Kenya: Assessing 60 leading companies on workplace equality. Available at: https://equileap.org/wp-content/uploads/2019/11/Gender-equality-in-Kenya_Special-report-by-Equileap.pdf](https://equileap.org/wp-content/uploads/2019/11/Gender-equality-in-Kenya_Special-report-by-Equileap.pdf)

29. [Population Council 2017. Female genital mutilation/cutting in Kenya: Is change taking place. Descriptive statistics from four waves of demographic and health surveys. Available at: https://www.popcouncil.org/uploads/pdfs/2017RH_FGMCKenyaChange.pdf](https://www.popcouncil.org/uploads/pdfs/2017RH_FGMCKenyaChange.pdf)
30. [World Health Organization and United Nations Children's Fund 2019. Joint monitoring programme. Available at: https://washdata.org/data](https://washdata.org/data)
31. [Ibid.](#)
32. [KIPPRA and UNICEF 2019. Water and sanitation budget brief. Available at: https://www.unicef.org/esaro/UNICEF-Kenya-2018-WASH-Budget-Brief.pdf](https://www.unicef.org/esaro/UNICEF-Kenya-2018-WASH-Budget-Brief.pdf)
33. [Ministry of Energy. 2018. Kenya National Electrification Strategy: Key highlights. Available at: http://pubdocs.worldbank.org/en/413001554284496731/Kenya-National-Electrification-Strategy-KNES-Key-Highlights-2018.pdf](http://pubdocs.worldbank.org/en/413001554284496731/Kenya-National-Electrification-Strategy-KNES-Key-Highlights-2018.pdf)
34. [KNBS. 2019. Economic survey 2019. Available at: https://s3-eu-west-1.amazonaws.com/cfa-openafrika/resources/5b9357a4-6227-4fbf-9e10-ae7043a41ce3/final-economic-survey-2019.pdf?AWSAccessKeyId=AKIAJLBCGJZT6AY47RSA&Expires=1575132010&Signature=Xwwz5oofOa6sNZr5bLW2fZm8nqY%3D](https://s3-eu-west-1.amazonaws.com/cfa-openafrika/resources/5b9357a4-6227-4fbf-9e10-ae7043a41ce3/final-economic-survey-2019.pdf?AWSAccessKeyId=AKIAJLBCGJZT6AY47RSA&Expires=1575132010&Signature=Xwwz5oofOa6sNZr5bLW2fZm8nqY%3D)
35. [Kenya National Bureau of Statistics 2019. 2019 Kenya population and housing census. Volume IV: Distribution of population by socio-economic characteristics. Available at: https://www.knbs.or.ke/?wpdmpro=2019-kenya-population-and-housing-census-volume-iv-distribution-of-population-by-socio-economic-characteristics](https://www.knbs.or.ke/?wpdmpro=2019-kenya-population-and-housing-census-volume-iv-distribution-of-population-by-socio-economic-characteristics)
36. [Kenya Population and Housing Census 2019. Distribution of population by socio-economic characteristics. Available at: https://www.knbs.or.ke/?wpdmpro=2019-kenya-population-and-housing-census-volume-iv-distribution-of-population-by-socio-economic-characteristics](https://www.knbs.or.ke/?wpdmpro=2019-kenya-population-and-housing-census-volume-iv-distribution-of-population-by-socio-economic-characteristics)
37. [World Bank 2018. Kenya economic update. In search of fiscal space: Government spending and taxation, who benefits? Available at: http://documents.worldbank.org/curated/en/766271538749794576/pdf/Kenya-Economic-Update-18-FINAL.pdf](http://documents.worldbank.org/curated/en/766271538749794576/pdf/Kenya-Economic-Update-18-FINAL.pdf)
38. [Kenya Population and Housing Census 2019. Distribution of population by socio-economic characteristics. Available at: https://www.knbs.or.ke/?wpdmpro=2019-kenya-population-and-housing-census-volume-iv-distribution-of-population-by-socio-economic-characteristics](https://www.knbs.or.ke/?wpdmpro=2019-kenya-population-and-housing-census-volume-iv-distribution-of-population-by-socio-economic-characteristics)
39. [UNICEF 2015. Taking child protection to the next level in Kenya. Available at: https://www.unicef.org/protection/files/Kenya_CP_system_case_study.pdf](https://www.unicef.org/protection/files/Kenya_CP_system_case_study.pdf)
40. [World Bank 2018. Kenya economic update. In search of fiscal space: Government spending and taxation, who benefits? Available at: http://documents.worldbank.org/curated/en/766271538749794576/pdf/Kenya-Economic-Update-18-FINAL.pdf](http://documents.worldbank.org/curated/en/766271538749794576/pdf/Kenya-Economic-Update-18-FINAL.pdf)
41. [Kenya Integrated Household Budget Survey 2015/16: Basic report on well-being in Kenya. Available at: https://www.knbs.or.ke/?pageid=3142](https://www.knbs.or.ke/?pageid=3142)
42. [KEMRI/Wellcome Trust 2019. What is equity in health, and are Kenyans accessing equitable healthcare? Available at: https://kemri-wellcome.org/wp-content/uploads/2019/11/What-is-equity-in-health-and-are-Kenyans-accessing-equitable-healthcare.pdf](https://kemri-wellcome.org/wp-content/uploads/2019/11/What-is-equity-in-health-and-are-Kenyans-accessing-equitable-healthcare.pdf)
43. [Ilinca, S., Giorgio, L., and Chuma, J. 2019. Socio-economic inequality and inequality in use of health care services in Kenya: Evidence from the fourth Kenya household health expenditure and utilization survey. International Journal of Equity in Health. Available at: https://equityhealth.biomedcentral.com/articles/10.1186/s12939-019-1106-z](https://equityhealth.biomedcentral.com/articles/10.1186/s12939-019-1106-z)
44. [Kenya Population and Housing Census 2019. Distribution of population by socio-economic characteristics. Available at: https://www.knbs.or.ke/?wpdmpro=2019-kenya-population-and-housing-census-volume-iv-distribution-of-population-by-socio-economic-characteristics](https://www.knbs.or.ke/?wpdmpro=2019-kenya-population-and-housing-census-volume-iv-distribution-of-population-by-socio-economic-characteristics)
45. [Kenya Population and Housing Census 2019. Distribution of population by age and sex. Available at: https://www.knbs.or.ke/?wpdmpro=2019-kenya-population-and-housing-census-volume-iii-distribution-of-population-by-age-sex-and-administrative-units&wpdmdl=5729&ind=PPzwIseK-pQNSBcNX2fwa-1-FzaxmLJlkdzw4nBH3MpVfjUOdngZQ6DDFAoo21P6UGeipFafirEkVpDmOzYVw](https://www.knbs.or.ke/?wpdmpro=2019-kenya-population-and-housing-census-volume-iii-distribution-of-population-by-age-sex-and-administrative-units&wpdmdl=5729&ind=PPzwIseK-pQNSBcNX2fwa-1-FzaxmLJlkdzw4nBH3MpVfjUOdngZQ6DDFAoo21P6UGeipFafirEkVpDmOzYVw)
46. <https://sdgcompass.org/sdgs/sdg-12/>
47. <https://www.undp.org/content/undp/en/home/sustainable-development-goals/goal-12-responsible-consumption-and-production.html>
48. <https://www.standardmedia.co.ke/business/article/2001278758/sh150-billion-worth-of-food-going-to-waste>
49. [VNR 2019 report](#)
50. <https://www.undp.org/content/undp/en/home/sustainable-development-goals/goal-12-responsible-consumption-and-production.html>
51. <https://makueni.go.ke/download/kalamba-fruit-processing-plant/>
52. <https://sdgcompass.org/sdgs/sdg-13/>
53. [2019 CSO SDG report](#)
54. <https://sdgcompass.org/sdgs/sdg-14/>
55. [Implementation of the Agenda 2030 2017 report](#)

56. <https://knoema.com/atlas/Kenya/topics/Tourism/Travel-and-Tourism-Total-Contribution-to-GDP/Contribution-of-travel-and-tourism-to-GDP-growth>
57. [*Implementation of the Agenda 2030 2017 report*](#)
58. <https://opencontracting.makueni.go.ke/ui/index.html>
59. <https://www.hivos.org/program/open-contracting/>
60. <https://www.developmentgateway.org/blog/now-live-kenyas-first-subnational-open-contracting-portal>
61. <https://www.ict.go.ke/wp-content/uploads/2019/07/12-07-2019-The-Huduma-Bill-2019-2.pdf>
62. <https://data.unicef.org/crvs/kenya/>
63. <https://sdgkenyaforum.org/content/uploads/documents/9c9417e4fbaea411.pdf>
64. <https://elgeyomarakwet.go.ke/data/>



SDGs KENYA FORUM
For Sustainable Development

.....
For more information or questions about the report
and its findings, please contact Dr. Rose Oluoch,
Program Manager via info@sdgkenyaforum.org
.....

www.sdgkenyaforum.org

